










AMITY INSTITUTE OF MOLECULAR MEDICINE AND STEM CELL RESEARCH (AIMMSCR)

S.No	Institute	Block Room No	Name of Lab	Name of Instrument	Make/Model	Technical Specifications	Image
1	AIMMSCR	J3- 104 First Floor	Medical Biology Lab	BD FACS Cell Sorter	BD FACSAria III	BD FACSAria™ III Cell Sorter BD FACSDiva software efficiently controls the setup, acquisition, and analysis of flow cytometry data from the BD FACSAria III workstation	
2	AIMMSCR	J3- 104 First Floor	Medical Biology Lab	BD Flow Cytometer	BD Accuri C6	<p><b>Optics</b> Laser Excitation 488 nm, 640 nm Laser Profile 10 x 75 µm Light Scatter Detection - Forward (0°, ±13°) Side (90°, ±13°) Emission Detection - 4 colors, user-changeable optical filters Standard set installed: • FL1 533/30 nm (eg, FITC/GFP) • FL2 585/40 nm (eg, PE/PI) • FL3 &gt;670 nm (eg, PerCP, PerCP-Cy5.5, PE-Cy™7) • FL4 675/25 nm (eg, APC) Optical Alignment Fixed alignment</p> <p><b>Fluidics</b> Flow Cell - 200-µm ID quartz capillary Minimum Detectable Particle Size - 0.5 µm, Minimum Sample Volume - 50 µL Pre-Set Flow Rates and Core Sizes - Slow: 14 µL/min, 10-µm core, Medium: 35 µL/min, 16-µm core, Fast: 66 µL/min, 22-µm core Custom Sample Flow Rates - 10–100 µL/min</p>	
3	AIMMSCR	J3- 115 First Floor	Central Instrumentation Facility-II	Real Time PCR System	Applied Biosystems (Step One Plus)	<p>Format: 96-well plate, 0.1 ml tubes, 8-tube strips Optics: 4 emission filters, Photodiode, Blue LED excitation source Weight: 24 kg (53 lbs.) Capacity: 96 x 0.1 ml tubes, 1 x 96-well plate, 12 x 8-tube strips Run Time: &lt;40 min/run (Fast Mode), &lt;2 hrs/run (Standard Mode) Dimensions: 24.6 cm/9.7 in.(W) x 42.7 cm/16.8 in.(D) x 51.2 cm/20.2 in.(H) Sensitivity: 1 copy Product Size: 1 instrument Dynamic Range: Linear Dynamic Range greater than 9 log units (detection) Calibrated Dye: VIC®, SYBR® Green I, TAMRA™, JOE™, FAM™, NED, ROX™ Green Features: Energy efficient, Fewer resources used Reaction Speed: Standard, Fast Detection Method: Primer-Probe Detection, SYBR Sample Ramp Rate: Standard mode: ± 1.6°C/sec, Fast mode: ± 2.2°C/sec Peak Block Ramp Rate: 4.6°C/sec Temperature Accuracy: 0.25°C (35 to 95°C) of display temperature Passive Reference Dye: ROX (Separate Tube), ROX (Pre-mixed), No ROX Reaction Volume Range: 10-30 µl (Standard curve experiments: 40 µl in standard mode is validated) Temperature Uniformity: 0.25°C (35 to 95°C) of setpoint/display temperature Thermal Cycling System: Peltier-Based System</p>	




**AMITY INSTITUTE OF MOLECULAR MEDICINE AND STEM CELL RESEARCH (AIMMSCR)**

S.No	Institute	Block Room No	Name of Lab	Name of Instrument	Make/Model	Technical Specifications	Image
4	AIMMSCR	J3- 115 First Floor	Central Instrumentation Facility-II	Spectrophotometer	Thermo Scientific (Multiskan GO)	<p>Freely selectable wavelengths from 200 to 1000nm for the demands of various assays                      Both microplate and cuvette reading for any throughput requirements                      Fast plate measurements and a full sample spectrum in less than 10 seconds                      High quality data guaranteed by extensive self diagnostics                      Unique power save function for reduced energy consumption                      Visual internal software on a large color screen for quick measurements                      Easy and logical assay setup for demanding assays                      A selection of multiple operation languages                      Compatible with:                      The Multiskan GO is compatible with the Thermo Scientific™ μDrop plate.                      Recommended for:                      DNA and RNA quantitation and purity; Protein assays; Enzyme assays; Kinetic assays; Immunoassays;                      Cell proliferation and cytotoxicity                      - See more at: <a href="http://www.thermoscientific.com/content/tfs/en/product/multiskan-go-microplate-spectrophotometer.html#sthash.z08YKRVE.dpuf">http://www.thermoscientific.com/content/tfs/en/product/multiskan-go-microplate-spectrophotometer.html#sthash.z08YKRVE.dpuf</a></p>	
5	AIMMSCR	J3- 109 First Floor	Stem Cell & Cancer Research Lab	Shaker Incubator	New Brunswick (Innova 42)	<p>External depth (with lid/door open) 131 cm (51.6 in)                      Timer 0.01 – 99.99 h                      Power supply 230 V, 50 Hz                      Temperature range Ambient +5 °C to 80 °C                      Audible and visual alarms                      Temperature uniformity ±0.25 °C at 37 degree Celsius                      Available program modes › Constant speed and temperature                      › Programmable multi-steps                      › RS-232 communication port › Constant speed and temperature                      Gassing manifold                      Humidity monitor                      In chamber power receptacle                      Memory Non volatile with automatic power failure restart                      Motor type Solid state, DC brushless motor Solid state,                      Orbit 1.9 cm (3/4 in)                      Photosynthetic lighting                      Platform size 46 × 46 cm (18 × 18 in)                      Refrigerated                      Speed range 1 25 – 400 rpm                      Multi-step programming                      Steps per program 15                      Standard accessories 4</p>	
6	AIMMSCR	J3- 109 First Floor	Stem Cell & Cancer Research Lab	Gel Doc with Chemiluminescence	Protein Simple (FluorChem E)	<p>FluorChem systems give you start to finish solutions for Western blot analysis                      Resolution 8.3 MP                      Dynamic range 65,536 grayscale                      Detector –25 °C cooled CCD                      Standard optics 50 mm                      f/1.4 motorized lens, 50 mm                      365/302 nm UV                      Epi &amp; Trans White                      Filter positions 6 – motorized                      Emission wavelengths- 590 nm                      Storage 320 GB</p>	

**AMITY INSTITUTE OF MOLECULAR MEDICINE AND STEM CELL RESEARCH (AIMMSCR)**




S.No	Institute	Block Room No	Name of Lab	Name of Instrument	Make/Model	Technical Specifications	Image
7	AIMMSCR	J3- 109 First Floor	Stem Cell & Cancer Research Lab	Speed VAC Centrifuge	Eppendorf (Concetrator plus)	<p>The Concentrator plus with its new design was designed with the customer in mind to deliver an ergonomic, intuitive and durable solution that fits comfortably right on the lab bench. An advanced heating technology provides best treatment for your sample which assures quick, efficient and gentle vacuum concentration of DNA/RNA, nucleotides, proteins and other liquid or wet samples. Our new coated lid provides superior chemical resistance against aggressive acids and organic solvents (e.g. TFA, DMSO).</p> <p>Vacuum 20 hPa (20 mbar)                      Fixed speed 1,400 revolutions per minute                      Tube volume 0.2–50 millilitre                      Sample capacity Max. 144 vessels/2 microplates                      Power supply 230 V, 50 – 60 Hz                      Max. power consumption 350 watt</p>	
8	AIMMSCR	J3- 109 First Floor	Stem Cell & Cancer Research Lab	PCR (Pro Flex PCR System)	Applied Biosystems (Pro Flex)	<p>Format: 0.2 ml tubes, 12-strip wells                      Weight: 18.75 kg (41 lb)                      Capacity: 3 x 32-well x 0.2 ml tubes                      Dimensions: 33 cm (13 in) (W) x 27 cm (11 in) (H) x 57 cm (22 in) (D)                      Block Format: Interchangeable                      Product Size: 1 instrument                      Reaction Speed: Standard, Fast                      Program Features: Program overwrite protection, Auto re-start (after power outages)                      Sample Ramp Rate: ± 4.4 °C/sec                      Display Interface: Touchscreen (8.4 in. TFT LCD)                      Instrument Memory: USB and On-board                      Power Requirements: 100-240V, 50-60 Hz Max: 950 VA                      Peak Block Ramp Rate: 6.0°C/sec                      Temperature Accuracy: ±0.25°C (35°C to 99.9°C)                      Reaction Volume Range: 10-80 µl                      Temperature Uniformity: &lt;0.5 °C (20 sec after reaching 95 °C)                      For Use With (Equipment): ProFlex™ PCR System                      Temperature Range (Metric): 0 to 100.0 °C                      High Throughput Compatibility: High Throughput-Compatible</p>	
9	AIMMSCR	J3- 109 First Floor	Stem Cell & Cancer Research Lab	PCR	BIO-RAD (T100 Thermal Cycler)	<p>100 thermal cycler offers an intuitive touch screen and reliable performance in a compact footprint for performing PCR</p> <p><b>Key Features:</b>                      Save time programming with the intuitive touch screen                      Get superior results faster by optimizing your PCR assays in a single run using a thermal gradient                      Save valuable benchspace with the compact design                      Keep your protocols organized using personalized folders or a USB flash drive                      Get reliable performance for years with a robust design that protects the thermoelectric components of the cycler</p>	

AMITY INSTITUTE OF MOLECULAR MEDICINE AND STEM CELL RESEARCH (AIMMSCR)


S.No	Institute	Block Room No	Name of Lab	Name of Instrument	Make/Model	Technical Specifications	Image
10	AIMMSCR	J3- 109 First Floor	Stem Cell & Cancer Research Lab	Gel Documentation System	Bio-Rad (XR+)	<p>The Molecular Imager Gel Doc XR system is a fast, easy-to-use, high-resolution gel imaging system. The system includes the easy-to-use, "capture and print" Quantity One® 1-D analysis software.</p> <ul style="list-style-type: none"> <li>- Increase cloning efficiency and protein production by protecting DNA electrophoresis samples from UV exposure using the XcitaBlue™ Conversion Screen and blue light excitable stains such as GelGreen, SYBR@Safe, and SYBR@ Green I</li> <li>- View protein gels stained with Coomassie Blue, silver stain, and other colorimetric gel stains using the White Light Conversion Screen</li> <li>- Maintain prior lab protocols as there is no loss in sensitivity compared to UV and ethidium bromide staining</li> </ul>	
11	AIMMSCR	J3- 109 First Floor	Stem Cell & Cancer Research Lab	Refrigerated Centrifuge	SIGMA (2-16KL)	<p>Sigma 2-16KL benchtop centrifuge is so attractive</p> <p>With a wide range of fixed-angle and swing-out rotors, this all-purpose centrifuge can hold PCR tubes, test tubes, round-bottom tubes, culture tubes and microtiter plates. This extensive range is rounded out by a haematocrit rotor.</p> <p>The Sigma 2-16KL provides extraordinary capacity with 4 x 100 ml in a swing-out rotor or 6 x 50 ml in a fixed-angle rotor.</p> <p>The Sigma 2-16KL has a high-performance, precisely adjustable refrigeration system with a temperature range of -10°C to +40°C. The Rapid Temp quick cooling function allows the centrifuge chamber and accessories to be pre-cooled to a defined temperature. This ensures optimal protection of specimens against heating.</p> <p>Up to 50 different routine protocols can be stored in program memory and easily retrieved. Ten selectable acceleration and braking curves support the optimisation of separation processes.</p>	
12	AIMMSCR	J3- 109 First Floor	Stem Cell & Cancer Research Lab	Centrifuge	Eppendorf (5424 R)	<p>Refrigerated microcentrifuge with rotary knob includes an aerosol-tight 24 x 1.5/2mL rotor and lid; electrical requirements: 120V/60Hz</p> <p>Keypad control panel provides quick parameter changes; high centrifugation speed of up to 21130 x g (15000rpm)</p> <p>FastTemp program cools down to 4°C in only 8 minutes and maintains constant 4°C at maximum speed</p> <p>Compressor control minimizes vibration and improves temperature accuracy; ECO shut-off function extend compressor life and reduce energy consumption</p>	






AMITY INSTITUTE OF MOLECULAR MEDICINE AND STEM CELL RESEARCH (AIMMSCR)

S.No	Institute	Block Room No	Name of Lab	Name of Instrument	Make/Model	Technical Specifications	Image
13	AIMMSCR	J3- 109 First Floor	Stem Cell & Cancer Research Lab	Deep Freezer -20° C	Celfrost	<p>Upright Solid Door Freezer                      Upright right freezers tropicalised for Indian ambient conditions                      Energy efficient                      PUF insulation ensures long holding time                      Temperature range : -17 to -24 degree C</p>	
14	AIMMSCR	J3- 109 First Floor	Stem Cell & Cancer Research Lab	Refrigerator 4° C	Celfrost	<p>Flexible panel sizes ensuring efficient space utilization up to the last 6 inches of space                      Optimal temperature management, with a choice of low-energy consuming, unitary or remote refrigeration system                      Refrigerator (+1 / +4°C) and Freezer (-18 / -25°C)                      Panel joints sealed with PVC gaskets, making routine cleaning easy and eliminating moisture penetration</p>	
15	AIMMSCR	J3- 109 First Floor	Stem Cell & Cancer Research Lab	Water Bath	Julabo (SW 23)	<p>MICROPROCESSOR technology with PID temperature control                      Bright MULTI-DISPLAY (LED)                      Seamless, splash-proof keypad                      Splash-proof mains switch                      Electronic timer for setting the running time (0:01 to 9:59 h:min)                      On-line communication via built-in RS232 interface                      Early warning system with high and low temperature limits                      Drain screw for conveniently emptying the bath                      Dry-running protection / safety temperature fixed at 130 °C                      Wide range of accessories including lift-up Makrolon bath cover available                      EasyTemp control software is available free of charge                      Removable shaking carriage                      Shaking frequency adjustable from 20 to 200 rpm                      Shaking frequency indicated on MULTI-DISPLAY (LED)                      Shaking stroke 15 mm                      With integrated circulation pump</p>	




AMITY INSTITUTE OF MOLECULAR MEDICINE AND STEM CELL RESEARCH (AIMMSCR)

S.No	Institute	Block Room No	Name of Lab	Name of Instrument	Make/Model	Technical Specifications	Image
16	AIMMSCR	J3- 109 First Floor	Stem Cell & Cancer Research Lab	Icematic	Castel MAC spA, Italia	Iceflakes (Experimental use)	 A photograph of an Icematic machine, a specialized ice-making device used in laboratory settings. It is a white and black unit with a control panel on top and a collection bin at the bottom.
17	AIMMSCR	J3- 109 First Floor	Stem Cell & Cancer Research Lab	Deep Freezer -80° C	Thermo Fisher Scientific (FORMA 88000 Series)	-80°C Upright Ultra-Low Temperature Freezers, designed for daily sample protection and dependability.	 A photograph of a Thermo Fisher Scientific Forma 88000 Series deep freezer. It is a tall, upright, white and blue unit with a digital display and control panel on the left side.
18	AIMMSCR	J3- 109 First Floor	Stem Cell & Cancer Research Lab	Gel Dryer (Digital)	GeNei	Use for gel electrophoresis	 A photograph of a GeNei digital gel dryer. It is a white, rectangular unit with a flat top surface and various tubes and components attached to the side, used for drying gels after electrophoresis.




**AMITY INSTITUTE OF MOLECULAR MEDICINE AND STEM CELL RESEARCH (AIMMSCR)**

S.No	Institute	Block Room No	Name of Lab	Name of Instrument	Make/Model	Technical Specifications	Image
19	AIMMSCR	J3- 105 First Floor	Stem Cell & Tissue Culture Facility	Fume Hood	Airstream (ESCO Class II BSC)	The Esco Airstream® Class II Biological Safety Cabinet is an effective solution in providing operator, product and environmental protection within laboratories and industrial facilities. With the presence of its DC ECM blower, this is the most energy-efficient Class II Biosafety Cabinet in the world with 70% energy savings compared to AC motor. It also features stable and self-compensating airflow, despite building voltage fluctuations & filter loading. Its large performance envelope is an open declaration of possible safe operating airflow values. Certified to EN 12469, Esco Airstream® Class II Biological Safety Cabinet also has antimicrobial coating on all its external and internal painted surfaces for improved safety.	
20	AIMMSCR	J3- 105 First Floor	Stem Cell & Tissue Culture Facility	CO <sub>2</sub> Incubator	New Brunswick (Galaxy 170 S)	Full sized 170 Liter (6.0 ft <sup>3</sup> ) provides high capacity incubation within a minimal footprint Temperature range from 4°C above ambient to 50°C Sealed, inner glass door allows observation of samples without disturbing cultures. Six-sided direct heating system provides a uniform incubated environment to gently bathes cells Fanless design achieved with advanced heating system eliminates a classic, and often repeated source of contamination Deep-drawn, stainless steel chamber eliminates seams or welds, removing potential sources of contamination	
21	AIMMSCR	J3- 105 First Floor	Stem Cell & Tissue Culture Facility	Inverted Microscope	Nikon (Eclipse Ti-U Inverted Microscope)	<b>Main body Port - Ti-U: 3 ports</b> Eyepiece 100%, left 100%, right 100%, AUX**, Ti-U/B: 4 ports Eyepiece 100%, left 100%, right 100**, bottom 100%, Manual optical path switching Two ports (tube base unit with side port, back port) can be added optionally Focusing, Via nosepiece up/down movement, Stroke (manual): up 8mm, down 3mm, Coarse stroke: 5.0mm/rotation, Fine stroke: 0.1mm/rotation, Minimum fine reading: 1µm, Coarse refocusing mechanism, Intermediate magnification 1.5x <b>Other —</b> Eyepiece tube Eyepiece tube body TI-TD Binocular Tube D, TI-TS Binocular Tube S, TI-TERG Ergonomic Tube Eyepiece tube base TI-T-B Eyepiece Tube Base Unit, TI-T-BPH Eyepiece Tube Base Unit for PH, TI-T-BS Eyepiece Tube Base Unit with Side Port, Eyepiece lens CFI 10x, 12.5x, 15x, Illumination pillar TI-DS Diascopic Illumination Pillar 30W, TI-DH Diascopic Illumination Pillar 100W, Condenser ELWD condenser, LWD condenser, NAMC condenser, ELWD-S condenser, High NA condenser, Darkfield condenser, CLWD condenser, Nosepiece —TI-ND6-E Motorized Sextuple DIC Nosepiece, TI-N6 Sextuple Nosepiece, TI-ND6 Sextuple DIC Nosepiece, Objectives CFI60 objectives <b>Stage</b> TI-S-ER Motorized Stage with Encoders, TI-S-E Motorized Stage—Cross travel: X110 × Y75 mm, Size: W400 × D300 mm (except extrusions), TI-SR Rectangular Mechanical Stage, TI-SR/F Rectangular Stage with front positioned knob, TI-SSR Short-handle Rectangular Stage—Cross travel: X70 × Y50mm, Size: W310 × D300mm, TI-SP Plain Stage—Size: W260 × D300 mm, TI-SAM Attachable Mechanical Stage—Cross travel: X126 × Y84 mm when used with TI-SP Plain Stage, Motorized functions —Epi-fluorescence attachment, Spectral fluorescence filter cube rotating turret, Filter cube with noise terminator mechanism, Field diaphragm	

AMITY INSTITUTE OF MOLECULAR MEDICINE AND STEM CELL RESEARCH (AIMMSCR)




S.No	Institute	Block Room No	Name of Lab	Name of Instrument	Make/Model	Technical Specifications	Image
22	AIMMSCR	J3- 105 First Floor	Stem Cell & Tissue Culture Facility	Cell Culture Inverted Microscope	Olympus (CKX53)	Compact, Ergonomic Inverted Microscope for Cell Culture With improved image quality and ergonomics, the Olympus CKX53 inverted microscope delivers stable performance and a comfortable workflow for a variety of cell culture needs, including live cell observation, cell sampling and handling, image capture, and fluorescence observation.	
23	AIMMSCR	J3- 105 First Floor	Stem Cell & Tissue Culture Facility	Water Distillation Unit	BOROSIL	Water Distillation for Laboratories	
24	AIMMSCR	J3- 104 First Floor	Medical Biology Lab	REFRIGERATED HIGH SPEED CENTRIFUGE	Thermo Scientific ( Sorvall ST8R)	<p>Secure, push-button Thermo Scientific™ Auto-Lock™ rotor exchange in as little as three seconds delivers trouble-free rotor installation and removal and clear chamber access for cleaning convenience. Biocontainment sealing options, including certified† Thermo Scientific™ ClickSeal™ lids offer glove-friendly, one-handed operation.</p> <p>Maximized swing-out capacity up to 8 x 50mL conical tubes, 24 x 5/7mL blood tubes, microplates and microtubes, all in one versatile centrifuge</p> <p>Fixed angle flexibility to spin 50mL conical tubes at over 12,000 x g or a wide range of microtubes at speeds up to 30,279 x g</p> <p>User-friendly performance:</p> <p>Low noise levels, including just 52 dBA at performance of 17,850rpm/30,279 x g (with Sorvall ST 8R centrifuge), to ensure a peaceful laboratory</p> <p>One-touch operation with pre-saved protocols</p> <p>Highly visible backlit display offers easy reading of parameters across the lab</p> <p>Glove- and detergent-friendly user interface</p> <p>Multilingual instructions offered in English, Dutch, French, German, Italian, Russian and Spanish on programming, run conditions, alerts and service messages</p> <p>Centrifuge conforms to the latest clinical and safety standards such as UL, CE and IVD</p> <p>Clinical Applications:</p>	

AMITY INSTITUTE OF MOLECULAR MEDICINE AND STEM CELL RESEARCH (AIMMSCR)

S.No	Institute	Block Room No	Name of Lab	Name of Instrument	Make/Model	Technical Specifications	Image
25	AIMMSCR	J3- 104 First Floor	Medical Biology Lab	Sonicator (Ultrasonic Liquid Processor)	SONICS (Vibra Cell)	<p>Ultrasonic Processor with Timer and Pulser to safely process a wide range of organic and inorganic materials, from 150 microliters to 150 milliliters. Typical applications include biotechnology and pharmaceutical processing, including mixing, dispersion, and sample prep uses.</p> <p>Energy monitor Digital wattmeter Ten hour timer 1-59 second independent ON/OFF pulser Elapsed time indicator Variable power output control</p>	
26	AIMMSCR	J3- 104 First Floor	Medical Biology Lab	Autoclave	WINDSONS SCIENTIFIC WORKS	<p>Vertical Autoclave Durable Easy to use</p>	
27	AIMMSCR	J3- 104 First Floor	Medical Biology Lab	Hot Air Oven	NISCO	Hot air oven for sterilization	






AMITY INSTITUTE OF MOLECULAR MEDICINE AND STEM CELL RESEARCH (AIMMSCR)

S.No	Institute	Block Room No	Name of Lab	Name of Instrument	Make/Model	Technical Specifications	Image
28	AIMMSCR	J3- 104 First Floor	Medical Biology Lab	Deep Freezer -20° C	VEST FROST (BFS345S)	Deep Freezer -20° C	
29	AIMMSCR	J3- 111 First Floor	Genome Editing Tissue Engineering Lab	Ultrasonic Processor	Cole Parmer	Ultrasonic processor is versatile and can safely process a variety of organic and inorganic materials in a range of volumes. Typical applications include sample preparation, cell lysing, disaggregation, homogenization, particle size reduction, soil testing, acceleration of chemical reactions, defoaming, and atomization etc.	
30	AIMMSCR	J3- 111 First Floor	Genome Editing Tissue Engineering Lab	Bioprinter	CELLINK	Best-in-class bioprinter for R&D labs make critical breakthroughs—from 3D cell culturing to tissue engineering to drug development	




AMITY INSTITUTE OF MOLECULAR MEDICINE AND STEM CELL RESEARCH (AIMMSCR)

S.No	Institute	Block Room No	Name of Lab	Name of Instrument	Make/Model	Technical Specifications	Image
31	AIMMSCR	J3- 111 First Floor	Genome Editing Tissue Engineering Lab	Water Bath	Julabo (SW 23)	<p>MICROPROCESSOR technology with PID temperature control</p> <p>Bright MULTI-DISPLAY (LED)</p> <p>Seamless, splash-proof keypad</p> <p>Splash-proof mains switch</p> <p>Electronic timer for setting the running time (0:01 to 9:59 h:min)</p> <p>On-line communication via built-in RS232 interface</p> <p>Early warning system with high and low temperature limits</p> <p>Drain screw for conveniently emptying the bath</p> <p>Dry-running protection / safety temperature fixed at 130 °C</p> <p>Wide range of accessories including lift-up Makrolon bath cover available</p> <p>EasyTemp control software is available free of charge</p> <p>Removable shaking carriage</p> <p>Shaking frequency adjustable from 20 to 200 rpm</p> <p>Shaking frequency indicated on MULTI-DISPLAY (LED)</p> <p>Shaking stroke 15 mm</p> <p>With integrated circulation pump</p>	
32	AIMMSCR	J3- 111 First Floor	Genome Editing Tissue Engineering Lab	Electrophoresis Unit	BIO-RAD (PowerPac Basic)	<p>The PowerPac™ Basic power supply is recommended for basic applications such as submerged horizontal and mini vertical gel electrophoresis.</p> <p>Features and Benefits</p> <ul style="list-style-type: none"> <li>Programming in a compact, stackable case</li> <li>Timer control and constant voltage or constant current output</li> <li>Ability to pause and resume a run</li> </ul> <p>Applications and Uses</p> <ul style="list-style-type: none"> <li>Nucleic acid gel electrophoresis</li> <li>Protein gel electrophoresis</li> </ul>	
33	AIMMSCR	J3- 111 First Floor	Genome Editing Tissue Engineering Lab	Gel Rocker	TARSONS (Rockey Max)	<p>ROCKYMAX™ rocking shaker is used for staining and destaining gels, hybridization procedures, haematology and blotting techniques. ROCKYMAX™ has a variable speed powerful DC motor to provide gentle rocking motion. All the moving parts are fitted with bearings for quiet trouble free and smooth operation.</p>	

AMITY INSTITUTE OF MOLECULAR MEDICINE AND STEM CELL RESEARCH (AIMMSCR)

S.No	Institute	Block Room No	Name of Lab	Name of Instrument	Make/Model	Technical Specifications	Image
34	AIMMSCR	J3- 111 First Floor	Genome Editing Tissue Engineering Lab	Electrophoresis Unit	TARSONS	Use for electrophoresis	
35	AIMMSCR	J3- 111 First Floor	Genome Editing Tissue Engineering Lab	Electrophoresis Power Supply	GE Healthcare (Interlek)	Use for electrophoresis	
36	AIMMSCR	J3- 111 First Floor	Genome Editing Tissue Engineering Lab	Charge-Coupled Device (CCD) Imager	GE Healthcare (ImageQuant LAS 500)	ImageQuant™ LAS 500 is a cooled CCD imager for imaging of chemiluminescent Western blots, fluorescent protein and DNA gel stains and white light imaging of colorimetric stains and markers. ImageQuant LAS 500 system consists of a touchscreen, sample chamber, USB port, camera, and light sources. The 16-bit, 8.3 megapixel CCD camera is fitted with a 30mm (F1.4) fixed focus lens. The CCD camera is ready for use in minutes and advanced Peltier cooling and binning significantly reduces noise levels both the sensitivity and linearity of the system.	

AMITY INSTITUTE OF MOLECULAR MEDICINE AND STEM CELL RESEARCH (AIMMSCR)




S.No	Institute	Block Room No	Name of Lab	Name of Instrument	Make/Model	Technical Specifications	Image
37	AIMMSCR	J3- 110 First Floor		Orbital Shaking Incubator	REMI (CIS-24 Plus)	<p>Orbital Shaking Incubator is designed for precise temperature control and simultaneous shaking applications required in fermentations studies, enzyme reaction s, life sciences, tissue culture and biotechnology, research labs. These chambers are available in standard &amp; GMP versions.</p> <p><b>SALIENT FEATURES</b>                      Brushless induction Motor with variable frequency drive suitable for continuous operations                      Step less variable frequency drive ensures gentle shaking start and maintains set speed                      Counter balanced mechanism for high stability in uneven load of different sized flasks                      Universal Shaking Platform to accommodate different sized assorted flasks                      Maximum shaking capacity – 9 Flasks x 2000 ml                      Powerful fan motor for forced air circulation to maintain uniform conditions inside chamber                      Machine filled CFC free PUF insulation to eliminate void pockets                      Unique design of thermal barrier for better energy efficiency                      Heating by long SS tubular heaters                      Additional tray to store samples                      Chamber calibration port on side                      Hermetically sealed Compressor with CFC free refrigerant (CIS-24 Plus)                      Microprocessor controller with 4” LCD display for display of</p>	
38	AIMMSCR	J3- 110 First Floor		Autoclave		<p>Vertical Autoclave                      Durable                      Easy to use</p>	
39	AIMMSCR	J3- 110 First Floor		Electrophoresis Unit		<p>Use for electrophoresis</p>	

AMITY INSTITUTE OF MOLECULAR MEDICINE AND STEM CELL RESEARCH (AIMMSCR)




S.No	Institute	Block Room No	Name of Lab	Name of Instrument	Make/Model	Technical Specifications	Image
40	AIMMSCR	J3- 110 First Floor		Fume Hood	BIOBASE	Excellent Gas removal efficiencies Durable & Compact	
41	AIMMSCR	J3- 101 First Floor	Translational Cancer Research Lab	REFRIGERATED HIGH SPEED CENTRIFUGE	Thermo Scientific ( Sorvall ST8R)	Secure, push-button Thermo Scientific™ Auto-Lock™ rotor exchange in as little as three seconds delivers trouble-free rotor installation and removal and clear chamber access for cleaning convenience. Biocontainment sealing options, including certified† Thermo Scientific™ ClickSeal™ lids offer glove-friendly, one-handed operation. Maximized swing-out capacity up to 8 x 50mL conical tubes, 24 x 5/7mL blood tubes, microplates and microtubes, all in one versatile centrifuge Fixed angle flexibility to spin 50mL conical tubes at over 12,000 x g or a wide range of microtubes at speeds up to 30,279 x g User-friendly performance: Low noise levels, including just 52 dBA at performance of 17,850rpm/30,279 x g (with Sorvall ST 8R centrifuge), to ensure a peaceful laboratory One-touch operation with pre-saved protocols Highly visible backlit display offers easy reading of parameters across the lab Glove- and detergent-friendly user interface Multilingual instructions offered in English, Dutch, French, German, Italian, Russian and Spanish on programming, run conditions, alerts and service messages Centrifuge conforms to the latest clinical and safety standards such as UL, CE and IVD Clinical Applications:	
42	AIMMSCR	J3- 101 First Floor	Translational Cancer Research Lab	Lyophilizer (Freeze Dry System)	Labconco (Freezone 2.5)	Collector Temperature: -50°C, -58°F Ice Holding Capacity: 2.5 L Options Included: PTFE-Coated Collector Plug Type: North America, 230 volt Style: Benchtop	



AMITY INSTITUTE OF MOLECULAR MEDICINE AND STEM CELL RESEARCH (AIMMSCR)

S.No	Institute	Block Room No	Name of Lab	Name of Instrument	Make/Model	Technical Specifications	Image
43	AIMMSCR	J3- 101 First Floor	Translational Cancer Research Lab	Deep Freezer -80° C	Thermo Fisher Scientific (FORMA 88000 Series)	-80°C Upright Ultra-Low Temperature Freezers, designed for daily sample protection and dependability.	
44	AIMMSCR	J3- 101 First Floor	Translational Cancer Research Lab	HORIZONTAL DEEP FREEZER -20° C	BLUE STAR (CHF150)	Gross Capacity :145 Liters Temperature Range: -24°C to +8°C	
46	AIMMSCR	J3- 101 First Floor	Translational Cancer Research Lab	Deep Freezer -20° C	VEST FROST (BFS345S)	Deep Freezer -20° C	




AMITY INSTITUTE OF MOLECULAR MEDICINE AND STEM CELL RESEARCH (AIMMSCR)

S.No	Institute	Block Room No	Name of Lab	Name of Instrument	Make/Model	Technical Specifications	Image
47	AIMMSCR	J3- 101 First Floor	Translational Cancer Research Lab	pH METER	METTLE R TOLEDO (B741781729)	pH Meter (Accurate Digital Meter)	
48	AIMMSCR	J3- 101 First Floor	Translational Cancer Research Lab	QIBIT4 FLOUROMETER	THERMO FISHER (QIBIT4)	Fast and sensitive quantification of DNA, RNA, and Protein The Invitrogen Qubit 4 Fluorometer is the next generation of the popular benchtop fluorometer designed to accurately measure DNA, RNA, and protein quantity. The new Qubit 4 also easily measures RNA integrity and quality. The easy-to-use touch screen menus make it easy to select and run the assays you need, with results displayed in just a few seconds.	
49	AIMMSCR	J3- 101 First Floor	Translational Cancer Research Lab	REFRIGERATOR -20° C	SAMSUNG (RR19M2712R/NL)	REFRIGERATOR -20° C	




AMITY INSTITUTE OF MOLECULAR MEDICINE AND STEM CELL RESEARCH (AIMMSCR)

S.No	Institute	Block Room No	Name of Lab	Name of Instrument	Make/Model	Technical Specifications	Image
50	AIMMSCR	J3- 101 First Floor	Translational Cancer Research Lab	REFRIGERATOR 4°C and -20° C	Whirpool (FF2D3054S)	REFRIGERATOR 4°C and -20° C	
51	AIMMSCR	J3- 101 First Floor	Translational Cancer Research Lab	TETRA CELL 4 HANDCASTING SYSTEM	BIORAD (DN17011144)	4-gel vertical electrophoresis system	
52	AIMMSCR	J3- 101 First Floor	Translational Cancer Research Lab	VERTICAL AUTOCLAVE	CATTON (NSW-227)	Vertical Autoclave Durable Easy to use	

**AMITY INSTITUTE OF BIOTECHNOLOGY (AIB)**




S.No	Institute	Block/ Room No	Name of Lab	Name of Instrument	Make/ Model	Technical Specifications	Image
1	AIB	J-3 G-01	Molecular Biotechnology	Incubator	Thermofisher (Heracell150i)	Disinfection Time:90°C/9 hr. CO2Concentration Range:0 to 20% CO2 Oxygen Control: 1-21% or 5-90% Humidity Delivery integral panless system Relative Humidity:to 95% Temperature Range (Metric):Ambient +3° to 55°C	
2	AIB	J-3 G-01	Molecular Biotechnology	Electroporator (Eporator)	Eppendorf	Power supply:100/240 V ±10%, 50/60 Hz Power consumption:20 W Time constant:5 ms (nominal) Pulse form Decaying exponential wave form with RC time constant of 5ms Pulse voltage:200-2,500 V Charging time: <10 s	
3	AIB	J-3 G-01	Molecular Biotechnology	Centrifuge	Eppendorf (5418 R)	Max. rcf 16,873 x g Max. speed 14,000 rpm Max. rotor capacity 18 x 1.5/2.0 mL No. of rotors 1 Acceleration time to max. speed 11 s Braking time from max. speed 12 s Noise level <55 dB(A) Dimensions in cm (W x D x H) 30 x 46 x 25 Weight without rotor 22 kg Power supply 230 V/50-60 Hz Power requirement max. 320 W Temperature settings 0 to +40°C	

**AMITY INSTITUTE OF BIOTECHNOLOGY (AIB)**



S.No	Institute	Block/ Room No	Name of Lab	Name of Instrument	Make/ Model	Technical Specifications	Image
4	AIB	J-3 G-01	Molecular Biotechnology	CO2 Incubator	VISION SCIENTIFIC CO. LTD (VS-2050C)	<ul style="list-style-type: none"> <li>• Air Jacket Direct Heating Type</li> <li>• Built in Embedded Computer ARM920T-266MHz CPU</li> <li>• LCD 5.6" Screen All Touch System</li> <li>• Excellent Stability and various function by Window CE5.0</li> <li>• Built in Thermal Recorder in standard item</li> <li>• Humidity View Sensor Easy to manage by Self Test function</li> <li>• Easy to save and check the Data (Incubator→USB→Computer)</li> <li>• Data Backup (Convertible to Excel, Word, Memo)</li> <li>• Rounded Corner Shelves for pollution prevention</li> <li>• Multi task Alarm device</li> </ul>	
5	AIB	J-3 G-01	Molecular Biotechnology	Deep Freezer (-70° C)	Thermo Scientific (-70°C Upright Ultra-Low Temperature Freezer)	-70°C Upright Ultra-Low Temperature Freezers, designed for daily sample protection and dependability.	
6	AIB	J-3 G-01	Molecular Biotechnology	Deep Freezer (-20° C)	Celfrost (-20° C)	Celfrost freezer Temperature Range: -20°C	






**AMITY INSTITUTE OF BIOTECHNOLOGY (AIB)**

S.No	Institute	Block/ Room No	Name of Lab	Name of Instrument	Make/ Model	Technical Specifications	Image
7	AIB	J-3 G-01	Molecular Biotechnology	Deep Freezer (-4° C)	Celfrost (-4° C)	Celfrost freezer Temperature Range: -4°C	
8	AIB	J-3 G-02	Fermentor Lab	Fermentor	Hygene (Lark)	Fermenter vessel: Pyrex glass with 5 to 8 side necks (culture volumes from 35 ml to 6 l) Temperature control:special radiation heat source with gilded reflector 150 W, Regulation:from 5 °C over RT to 70 °C Measurement:from 0 to 99.9 C in 0.1 C steps Precision:0.2 C (0 to 60 °C) Sensor:Pt 100 incorporated in the pH sensor	
9	AIB	J-3 G-02	Fermentor Lab	Sonicator	Sartorius(Labsonic P)	Compact instruments for various applications Control of amplitude and time for reproducible act Automatic control of sonotrode length Working frequency above hearing level PC connection optional	




**AMITY INSTITUTE OF BIOTECHNOLOGY (AIB)**

S.No	Institute	Block/ Room No	Name of Lab	Name of Instrument	Make/ Model	Technical Specifications	Image
10	AIB	J-3 G-02	Fermentor Lab	Rotary Flask Shaker	Optics	<p>Operates at 130/180 RPM (as desired)                      Rotates Specimens in horizontal plane in 3/4" circle.                      30x30cm platform can accommodate slides, blood bottles, flasks &amp; beakers by use of spring bottle holder.                      Constructed of all steel finished with stoved enamel paint.                      Turned up edges and rubber sheeting on platform to prevent slipping of specimen containers.                      Platform rigidly supported by steel legs for smooth and silent rotation and heavy load can easily be supported.                      Shaker mounted on four rubber suction feet to prevent creeping.                      1/35 H.P. motor operates on 220/230 volts A.c. only.                      Supplied with brass ring maker for 12 rings.                      Without thermometer.                      Adjustable 0-30 minute timer with arrangement for continuous operation (optional).</p>	
11	AIB	J-3 G-02	Fermentor Lab	Vaccum Rotary Evaporator	IKA(RV-10)	<p>Type of cooling :vertical                      Cooling surface :1500 cm2                      Speed range :5 - 280 rpm                      Heating temperature range room temp. :- 180 °C                      Heat output :1300 W                      Bath volume max. :3 l                      Vacuum adjustment range" 1050 - 1 mbar</p>	
12	AIB	J-3 G-02	Fermentor Lab	Incubator Shaker	GeNei (SLM - INC-0S - 250)	<p>Speed:30-250 rpm                      Motion: Orbital                      Control: Feedback control System                      Temperature range: Above Ambient to 600 C                      Controller: Digital temperature controller PID type                      Accuracy:+/- 0.5 0C</p>	




**AMITY INSTITUTE OF BIOTECHNOLOGY (AIB)**

S.No	Institute	Block/ Room No	Name of Lab	Name of Instrument	Make/ Model	Technical Specifications	Image
13	AIB	J-3 G-02	Fermentor Lab	BOD Incubator	NISCO	Utilized to prepare Biochemical Oxygen Demand determinations and for preservation of chemicals, vaccines, and many more. Double walled with the inner chamber made of stainless steel and the outer made of mild steel which is duly powder coated. Temperature range:- 5oC to 50oC with accuracy $\pm$ 1oC. Size:10 Cubic Feet Shelves Adjustable 3 / 4 shelves The unit is fitted with a digital temperature controller and an air circulating blower to keep the temperature uniform inside the chamber.	
14	AIB	J-3 G-02	Fermentor Lab	Autoclave	EDUDAP	Vertical Autoclave Durable Easy to use	
15	AIB	J-3 G-03	Bio Process Engineering-I	Fermentor	Hygene (Lark)	Fermenter vessel: Pyrex glass with 5 to 8 side necks (culture volumes from 35 ml to 6 l) Temperature control:special radiation heat source with gilded reflector 150 W, Regulation:from 5 °C over RT to 70 °C Measurement:from 0 to 99.9 C in 0.1 C steps Precision:0.2 C (0 to 60 °C) Sensor:Pt 100 incorporated in the pH sensor	

**AMITY INSTITUTE OF BIOTECHNOLOGY (AIB)**

S.No	Institute	Block/ Room No	Name of Lab	Name of Instrument	Make/ Model	Technical Specifications	Image
16	AIB	J-3 G-03	Bio Process Engineering-I	Laboratory water purification system	ADRONA (B30)	<p>Adrona water purification system provide ultrapure and pure water for laboratory needs. Quality of water meets requirements for Grade I water of ISO 3696 standard and corresponding ASTM and CLSI standards.</p> <p>Benefits of Adrona water purification system:</p> <ul style="list-style-type: none"> <li>Premium quality water, Reliable operation</li> <li>Low running costs, Easy installation and maintenance</li> <li>Convenient user interface, Color graphic display</li> <li>Easily readable indication of water quality</li> <li>TOC monitor, Volumetric dispense</li> <li>Status indication with intuitive color pattern</li> <li>Validation possibility</li> <li>In-line ultrafilter configuration (Bio UF) available</li> </ul> <p>B30 systems produce purified water directly from tap water</p>	
17	AIB	J-3 G-03	Bio Process Engineering-I	Compufuge	REMI (CPR 30)	<p>Refrigerated Centrifuge designed for centrifugation of temperature sensitive material and find application in routine and research work</p>	
18	AIB	J-3 G-03	Bio Process Engineering-I	Hot Air Oven	NISCO	<p>Hot air oven for sterilization</p>	

**AMITY INSTITUTE OF BIOTECHNOLOGY (AIB)**




S.No	Institute	Block/ Room No	Name of Lab	Name of Instrument	Make/ Model	Technical Specifications	Image
19	AIB	J-3 G-04	Bio Process Engineering	Fermentor	Sartorius (B- Lite)	<p>Power supply: – 230 V (<math>\pm</math> 10%), 50 Hz, max. power consumption 10 A</p> <ul style="list-style-type: none"> <li>– Potential equalisation</li> </ul> <p>International protection rating: IP21</p> <p>Gases: – Gas supply pressure, 1.5 barg</p> <ul style="list-style-type: none"> <li>– Dry, oil and dust-free</li> <li>– Hose barb for tubing, external dia. = 6 mm</li> </ul> <p>Water:</p> <ul style="list-style-type: none"> <li>– Water supply pressure, 2–8 barg</li> <li>– Flow rate up to 20 lpm</li> <li>– Temperature min. = 4°C</li> <li>– Discharge pressure-less</li> <li>– Hose barb for tubing, external dia. = 10 mm</li> <li>– Degree of hardness: 12 dH max</li> </ul>	
20	AIB	J-3 G-04	Bio Process Engineering	Inverted Microscope	Olympus (CKX41)	<p>The CKX41 is an inverted microscope suitable for regular cell observation including GFP and other fluorescence applications. The high-angle tilting head is ideal for simple visual checks, while advanced Universal Infinity System 2 (UIS2) optics produce outstanding images.</p> <p>Features:</p> <ul style="list-style-type: none"> <li>Enhanced Cell Culture with Advanced UIS2 Optics</li> <li>Superior Optical Performance, High-clarity Relief Contrast Observation</li> <li>Vertical Slider Installation Avoids Interference with Manipulators</li> <li>Fluorescence Observation System</li> <li>Quick, Adjustment-free Specimen Observation</li> <li>Accessories</li> </ul>	
21	AIB	J-3 G-04	Bio Process Engineering	CO2 Incubator	Eppendorf (Galaxy® 170 S CO2 Incubator)	<p>Galaxy® 170 S high-capacity CO2 incubators can be conveniently placed on or under the bench or even double-stacked, making them ideal for a wide range of specialized applications. The 170 S is the standard model of the 170 series.</p> <ul style="list-style-type: none"> <li>Sealed inner glass door</li> <li>Reliable IR CO<sub>2</sub> sensor</li> <li>RS-232 communication port</li> <li>25 mm access ports</li> <li>Low gas consumption</li> </ul> <p>Galaxy 170 S CO<sub>2</sub> incubators are high-capacity, 170 liter incubators that provide superior quality, outstanding performance, and intuitive operation</p>	






**AMITY INSTITUTE OF BIOTECHNOLOGY (AIB)**

S.No	Institute	Block/ Room No	Name of Lab	Name of Instrument	Make/ Model	Technical Specifications	Image
22	AIB	J-3 G-08	Novel Molecular Synthesis	Rotavapor	Buchi(R-210)	Flask size range : 50 - 4000 MI Controlled temperature range: 20 - 180 °C (water and oil) Temperature deviation :± 2 °C	
23	AIB	J-3 G-09	Plant Biotechnology II	Orbital Shaker Incubator	NISCO	Temperature Range (°C / °F) : Amb.+5 to 80 [Amb.+9 to 176] Motion Type: Orbital or Reciprocating motion (Default : Orbital motion) Speed Range :(RPM) 10 to 300 (Stackable Top :10 to 250) Timer Run time(10sec ~ 999hr 59min 59sec)	
24	AIB	J-3 G-09	Plant Biotechnology II	Hot Air Oven	NISCO	Hot air oven for sterilization	




**AMITY INSTITUTE OF BIOTECHNOLOGY (AIB)**

S.No	Institute	Block/ Room No	Name of Lab	Name of Instrument	Make/ Model	Technical Specifications	Image
25	AIB	J-3 G-09	Plant Biotechnology II	Refrigerator	Godrej (GF42)	Frost Free Double Door Refrigerator (Penta Cool) Double Door	
26	AIB	J-3 G-10	Plant Tissue Culture Facility	Laminar Air flow		Horizontal Laminar Air Flow Bench	
27	AIB	J-3 G-11	Plant Biotechnology I	Autoclave	Scientific Systems, Delhi	Vertical Autoclave Durable Easy to use	



**AMITY INSTITUTE OF BIOTECHNOLOGY (AIB)**

S.No	Institute	Block/ Room No	Name of Lab	Name of Instrument	Make/ Model	Technical Specifications	Image
28	AIB	J-3 G-11	Plant Biotechnology I	Hot Air Oven	NISCO	Hot air oven for sterilization	
29	AIB	J-3 G-11	Plant Biotechnology I	Orbital Shaker Incubator cum B.O.D. Incubator	Catton (NSW 256)	Temperature Range (°C / °F) : Amb.+5 to 80 [Amb.+9 to 176] Motion Type: Orbital	
30	AIB	J-3 G-11	Plant Biotechnology I	Laminar Flow		Horizontal Laminar Air Flow Bench Dual Chamber	




**AMITY INSTITUTE OF BIOTECHNOLOGY (AIB)**

S.No	Institute	Block/ Room No	Name of Lab	Name of Instrument	Make/ Model	Technical Specifications	Image
31	AIB	J-3 G-16	CIF-I	Gel Doc	Syngene BioInc.(IN GENIUS)	<p>Camera InGenius3                      Sensor 1/3 inch                      Resolution 3 million pixels                      Image depth 12/16 bit                      Greyscales 4,096/65,536                      Dynamic range 3.6 - 4.8                      Lens Manual zoom 6.5 - 39, F1.4                      Maximum viewing area 20 x 20cm</p>	
32	AIB	J-3 G-16	CIF-I	Ultracentrifuge	Beckman Coulter (Optima MAX- XP)	<p>Set Speed: Actual rotor speed <math>\pm</math> 50 rpm of set speed                      Set Temperature: 0°C to 40°C in 1° increments                      Speed Range: 5,000 to 150,000 rpm                      Temperature Control: <math>\pm</math> 2°C of set temperature                      User-Settable Programs: All user programs have up to 5 steps each, Ambient Temperature Range: 15 to 35°C ambient., Clearances Required: 7.6 cm (3.0 in) both sides and rear; Time -- Actual Display: Indicates run time remaining                      Vacuum: Moisture-purging vacuum system                      User-Defined Programs: RPM or RCF user selectable                      Display: Full-color LCD touch screen                      Approximate Acceleration Time: 10 acceleration profiles                      Approximate Deceleration Time: 11 deceleration profiles                      Electrical Requirements: 220/240 V, 50 Hz; 120 V, 50/60 Hz; 100 V, 50/60 Hz, g Force: 1,019,000 x g (with MLA-130 rotor)                      Maximum Heat Dissipation into Room under Steady-State Conditions: 0.7 kW (2,400 BTU/hr), Refrigeration System: Solid state, thermoelectric temperature control system with forced air, no coolant, no CFCs/ODCs</p>	
33	AIB	J-3 G-16	CIF-I	Lyophilizer	BIOBASE (Scientz 12N)	<p>Vacuum freeze-drying technique, referred to as freeze-drying, also known as sublimation drying. Widely used drugs, biological products, chemical and food industries.                      Mainly used for the production of serum, plasma, vaccines, enzymes, antibiotics, hormones, etc.; Biochemical examination of drugs, immunology and bacteriology;                      long-term preservation of blood, bacteria, arteries, bones, skin, cornea, nerve tissue and various organs                      Characteristics</p> <ul style="list-style-type: none"> <li>● Accord with international standards of Green environmental friendly</li> <li>● 7" True-color Touch Screen, Chinese English Bilingual Interface, display drying curve and history curve;</li> <li>● U disk Can storage lyophilized data;</li> <li>● Upload software can print curve;</li> <li>● Embedded circuit design, 128 M FLASH, can save dozen times Lyophilized data;</li> <li>● Large opening trap, no coil inside, with samples pre-freeze function</li> <li>● Imported refrigeration compressor, low noise</li> <li>● Cold trap and control panel were made by stainless steel, corrosion-resistant, easy to clean</li> </ul>	

**AMITY INSTITUTE OF BIOTECHNOLOGY (AIB)**




S.No	Institute	Block/ Room No	Name of Lab	Name of Instrument	Make/ Model	Technical Specifications	Image
34	AIB	J-3 G-16	CIF-I	Real-Time PCR System	Applied Biosystems (QuantStudio 3)	<p>The Applied Biosystems QuantStudio 3 Real-Time PCR System is designed for users who need an affordable, easy-to-use real-time PCR system that doesn't compromise performance and quality. The simplified Design and Analysis software is ideal for both first-time and experienced users</p> <p>Specifications:</p> <p>For Use With (Equipment): QuantStudio™ Volume (Metric) Thermal Block Sample: 0.2mL Format: 96-well plate Shipping Condition: Room Temperature Product Line: QuantStudio™ Block Format: Non-Interchangeable Display Type: Touch Screen Includes: Laptop Computer</p>	
35	AIB	J-3 G-16	CIF-I	PCR (Thermal Cycler)	HiMedia (Prima-Duo™)	<p>The Prima-DUO™ Thermal Cycler delivers proven reliability combined with enhanced features to meet your today's and tomorrow's PCR needs.</p> <p>Features: 8" TFT color touch – screen with graphical display provides easy use for setting up and monitoring</p> <ul style="list-style-type: none"> <li><input type="checkbox"/> DNA Cloning</li> <li><input type="checkbox"/> Genetic Engineering</li> <li><input type="checkbox"/> Sequencing</li> <li><input type="checkbox"/> DNA based 'phylogeny'</li> <li><input type="checkbox"/> Hereditary diseases</li> <li><input type="checkbox"/> Genetic ngerprints (forensic)</li> <li><input type="checkbox"/> Diagnosis of 'infectious diseases'</li> </ul> <p>Exceptional Values: Industry-leading reliability &amp; performance Matchless Thermal Performance Precise, uniform heating and cooling assures superior reproducibility and highest quality results</p>	

**AMITY INSTITUTE OF BIOTECHNOLOGY (AIB)**




S.No	Institute	Block/ Room No	Name of Lab	Name of Instrument	Make/ Model	Technical Specifications	Image
36	AIB	J-3 G-16	CIF-I	BioSpectrometer	Eppendorf (basic)	<p>Absorbance measurement for one or more wavelengths, recording of wavelength scans from 200 nm to 830 nm (increment: 1 nm)</p> <p>Automatic evaluation and storage of measurement data with clear presentation of results</p> <p>Spectral graph to display sample purity with automatic ratio calculation</p> <p>Freely programmable applications with evaluation via factor, standard or standard series and freely programmable parameters</p> <p>Two-wavelength method with subtraction or division evaluation; Integrated application and results memory</p> <p>Guided software process to minimize errors</p> <p>Integrated self-test and calibration history</p> <p>Data transfer via USB interface, Ethernet or via e-mail and direct printout of results</p>	
37	AIB	J-3 G-16	CIF-I	Analytical Balance	KERN (ABJ-NM/ABS - N)	<p>Advanced technology:</p> <p>Analytical Balance, Fully automatic</p> <p>Stable temperature behaviour</p> <p>Short stabilisation time: Steady weight values within approx. 3 sec under laboratory conditions</p> <p>Shock proof construction</p> <p>High corner load performance</p> <p>Protective working cover</p>	
38	AIB	J-3 G-16	CIF-I	Cooling Centrifuge	Thermo Scientific ( Sorvall ST8R)	<p>Secure, push-button Thermo Scientific™ Auto-Lock™ rotor exchange in as little as three seconds delivers trouble-free rotor installation and removal and clear chamber access for cleaning convenience.</p> <p>Biocontainment sealing options, including certified† Thermo Scientific™ ClickSeal™ lids offer glove-friendly, one-handed operation.</p> <p>Maximized swing-out capacity up to 8 x 50mL conical tubes, 24 x 5/7mL blood tubes, microplates and microtubes, all in one versatile centrifuge</p> <p>Fixed angle flexibility to spin 50mL conical tubes at over 12,000 x g or a wide range of microtubes at speeds up to 30,279 x g</p> <p>User-friendly performance:</p> <p>Low noise levels, including just 52 dBA at performance of 17,850rpm/30,279 x g (with Sorvall ST 8R centrifuge), to ensure a peaceful laboratory</p> <p>One-touch operation with pre-saved protocols</p> <p>Highly visible backlit display offers easy reading of parameters across the lab</p>	






**AMITY INSTITUTE OF BIOTECHNOLOGY (AIB)**

S.No	Institute	Block/ Room No	Name of Lab	Name of Instrument	Make/ Model	Technical Specifications	Image
39	AIB	J-3 G-16	CIF-I	Micro Cooling Centrifuge	Thermo Scientific ( Sorvall LEGEND MICRO 21R)	<p>Exceptional acceleration of up to 21,000 x g in as little as 12 seconds. Refrigerated versions offer cooling from room temperature to set temperature in as little as 9 minutes.</p> <p>Choose from 7 optional microcentrifuge rotors to find the ideal fit for your application:</p> <p>Outstanding corrosion resistance with lightweight engineered polymer rotors.</p> <p>Standard rotor runs 24 microcentrifuge tubes in a single row, from 1.5 to 2.0 mL tubes to mini-preps and spin columns.</p> <p>Ergonomic one-click rotor opening and closing, as well as transparent design for added safety and convenience with Thermo Scientific ClickSeal biocontainment lids.</p> <p>Eliminate the need for adapters with unique dual row rotor.</p> <p>Simplify operation with intuitive controls, easy-to-read displays and fast one-click centrifuge lid closure.</p> <p>Sleek, lightweight, space-saving design.</p> <p>Durable and easy to clean and maintain.</p>	
40	AIB	J-3 G-16	CIF-I	Ultrasonic Sonicator (Ultrasonic Homogenizer)	Biologicals (Model 3000)	<ul style="list-style-type: none"> <li>• Amplitude Control: With 0-100% Amplitude (Power) control, the operator can optimize the titanium tip's intensity to efficiently process the sample. The amplitude percentage is reflected by the output meter, enabling accurate, reproducible results.</li> <li>• Timer and Pulser Controls: The Timer and Pulser functions increase precision to disintegrate most cells, bacteria, spores or tissue. Prepare emulsions down to 1/100 of a micron, homogenize "immiscible" liquids, accelerate enzymatic and chemical reactions, stimulate bacterial activity, disperse solids in liquids and degas liquids.</li> <li>• Auto Tuning</li> <li>• RoHS compliant</li> <li>• Integrated Sound Chamber</li> <li>• Adjustable Height Sample Table</li> </ul>	
41	AIB	J3 G- 17	Research Lab	Ultra Low Cooling	Sanyo (Ultra Low)	<p>Temperature Range:- -50°C to -86°C (1°C increments)</p> <p>Maximum cooling performance: -86°C (Ambient temp. 30°C)</p>	




**AMITY INSTITUTE OF BIOTECHNOLOGY (AIB)**

S.No	Institute	Block/ Room No	Name of Lab	Name of Instrument	Make/ Model	Technical Specifications	Image
42	AIB	J3 G- 17	Research Lab	Centrifuge	Eppendorf (5418R)	<p>Max. rcf:16,873 x g                      Max. speed:14,000 rpm                      Max. rotor capacity:18 x 1.5/2.0 mL                      No. of rotors:1                      Acceleration time to max. speed :11 s                      Braking time from max. speed:12 s                      Noise level:&lt;55 dB(A)                      Temperature settings:0 to +40°C</p>	
43	AIB	J3 G- 17	Research Lab	CO2 Incubator	Thermo Scientific (Heracell 150i)	<p>Disinfection Time:90°C/9 hr.                      CO2 Concentration Range:0 to 20% CO2                      Oxygen Control: 1-21% or 5-90%                      Humidity Delivery integral panless system                      Relative Humidity:to 95%                      Temperature Range (Metric):Ambient +3° to 55°C</p>	
44	AIB	J3 G- 17	Research Lab	Cooling Centrifuge	REMI (C-24 BL)	<p>Cooling centrifuge has a maximum speed of 6000 RPM at 10 tube of 15 ml total square body, with lid lock and speed control by analogue.                      Digital display of timer and the timer time has 0-60 minutes speed in digital display.                      Auto off lid open along with lid breaking system                      Power consumption: 500 watt</p>	




**AMITY INSTITUTE OF BIOTECHNOLOGY (AIB)**

S.No	Institute	Block/ Room No	Name of Lab	Name of Instrument	Make/ Model	Technical Specifications	Image
45	AIB	J-3 G-18	Animal Cell Culture Facility	CO2 Incubator	Eppendorf (Galaxy® 170 S CO2 Incubator)	<p>Galaxy® 170 S high-capacity CO<sub>2</sub> incubators can be conveniently placed on or under the bench or even double-stacked, making them ideal for a wide range of specialized applications. The 170 S is the standard model of the 170 series.</p> <p>Sealed inner glass door Reliable IR CO<sub>2</sub> sensor RS-232 communication port 25 mm access ports Low gas consumption</p> <p>Galaxy 170 S CO<sub>2</sub> incubators are high-capacity, 170 liter incubators that provide superior quality, outstanding performance, and intuitive operation</p>	
46	AIB	J-3 G-18	Animal Cell Culture Facility	Inverted Microscope	Motic (AE-31)	<p>Trinocular (80/20) Inverted Microscope, WF10x/22 Eyepieces, Plan Achromat PL4x Plan Achromat Phase 10x and 20x objectives, ELWD condenser, Phase slider, PH1, PH3 and phase centering telescope, plain stage, 6V/30W Quartz illumination</p>	
47	AIB	J-3 G-20	New Drug Discovery & Innovation Lab	Lyophilizer	Labconco (Freezone 2.5)	<p>Collector Temperature: -50°C, -58°F Ice Holding Capacity: 2.5 L Options Included: PTFE-Coated Collector Plug Type: North America, 230 volt Style: Benchtop</p>	

**AMITY INSTITUTE OF BIOTECHNOLOGY (AIB)**

S.No	Institute	Block/ Room No	Name of Lab	Name of Instrument	Make/ Model	Technical Specifications	Image
48	AIB	J-3 G-20	New Drug Discovery & Innovation Lab	Rotary Evaporator	Buchi (B-4911/R-210)	Bath Capacity:4L Temperature Range:20°to 100°C Vacuum Controller V-850 for vacuum regulation to a specified setpoint Data transfer via USB interface Timer function for process interruption after a set time Library of 43 predetermined solvents Rotary evaporator with rotation control knob Automatic lift	
49	AIB	J-3 FF-102	Molecular Genetics	Cooling Centrifuge	REMI (R-8C BL)	Laboratory Centrifuge suitable for routine sample analysis Max. Speed : 6000-16000 rpm Max. RCF: 5070-16600 'g' Max. Capacity:400-40 ml Digital timer range-0-59Min	
50	AIB	J-3 FF-102	Molecular Genetics	UV- Visible Spectrophotometer (Bio Spectrophotometer BASIC)	Eppendorf	Optical system: Absorption single-beam photometer with reference beam Light source : Xenon flash lamp Wavelengths: 200 nm - 830 nm, smallest increment: 1 nm Spectral bandwidth: ≤ 4 nm Photometric: 0 to 3 A at 260 nm measuring range: ≤ 0.002 at A = 0; ≤ 0.005 (0.5 %) at A = 1 Random error: ±1% at A = 1 Systematic error: Memory Capacity: >1000 results Light beam height: 8.5 mm Cuvette shaft: 12.5mm x 12.5 mm, not temperature controlled Cuvette shaft: temperature: N/A Receiver: CMOS photodiode array Interface: RS-232 and USB Power consumption: 30 W during operations, 5 W during dimmed display Power supply : 100/240 V, 50/60 Hz Dimensions (W x D x H): 11.6 x 15.7 x 6 in Weight: 11.0 lb	

**AMITY INSTITUTE OF BIOTECHNOLOGY (AIB)**




S.No	Institute	Block/ Room No	Name of Lab	Name of Instrument	Make/ Model	Technical Specifications	Image
51	AIB	J-3 FF-102	Molecular Genetics	Oil Bath Shaker	Laczenie Biosciences	<p>Top Lid: GABLED DOME LID made of Stainless Steel                      Temperature: Controlled by microprocessor based digital temperature indicator cum controller.                      Temperature Display: Digital LED with set value (SV) &amp; process value (PV).                      Shaking Speed: 40 to 140 cycles/min.                      Shaking Speed: Controlled by speed regulator</p>	
52	AIB	J-3 FF-102	Molecular Genetics	Microspin Centrifuge	Eltek (Microspin TC 4815 D)	<p>Max. Speed : 16000 RPM                      Max. RCF : 17600xg                      Max. Tube Size : 5 ml                      Max. Capacity : 48 ml</p>	
53	AIB	J-3 FF-103	Animal Biotechnology	Microplate Reader	Bio-Rad (iMARK)	<p>Wavelength range : 400–750 nm                      Photometric range: 0.0–3.5 OD                      Linearity : ≤1.0% from 0.0–2.0 OD; ≤2.0% from 0.0–3.0 OD                      Accuracy : ≤1.0% or 0.010 from 0.000–3.000 OD at 490 nm                      Precision : 1.0% or 0.005 OD from 0.0–2.0 OD; 1.5% from 2.0–3.0 OD                      Resolution : 0.001 OD                      Filter wheel capacity : 8                      Plate shaking (3 speeds) : Low, mid, high                      Duration, sec: 0–999                      Read time : 6 sec at single wavelength, 10 sec at dual wavelengths                      Data output : Onboard graphical thermal printer and USB2 interface with PC or Mac data stations                      Data storage Calender/clock funtions; 64 assay protocols                      Multilanguage support 4 languages, LCD indication supported; printout report supported</p>	

**AMITY INSTITUTE OF BIOTECHNOLOGY (AIB)**




S.No	Institute	Block/ Room No	Name of Lab	Name of Instrument	Make/ Model	Technical Specifications	Image
54	AIB	J-3 FF-104	Plant Biotechnology	Incubator Shaker	NISCO	Temperature Range (°C / °F) :Amb.+5 to 80 [Amb.+9 to 176] Motion Type: Orbital or Reciprocating motion (Default : Orbital motion) Speed Range :(RPM) 10 to 300 (Stackable Top :10 to 250) Timer Run time(10sec ~ 999hr 59min 59sec)	
55	AIB	J-3 FF-106	Cell & Molecular Biology	Orbital Shaker Incubator	NISCO	Temperature Range (°C / °F) :Amb.+5 to 80 [Amb.+9 to 176] Motion Type: Orbital or Reciprocating motion (Default : Orbital motion) Speed Range :(RPM) 10 to 300 (Stackable Top :10 to 250) Timer Run time(10sec ~ 999hr 59min 59sec)	
56	AIB	J-3 FF-106	Cell & Molecular Biology	Sonicator	Hielsher (UPSOH)	Diameter range :3 to 40mm Sample Volumes : 5 to 4000ml. In flow approx. 10 to 50 liters per hour can be sonicated.	






**AMITY INSTITUTE OF BIOTECHNOLOGY (AIB)**

S.No	Institute	Block/ Room No	Name of Lab	Name of Instrument	Make/ Model	Technical Specifications	Image
57	AIB	J-3 FF-115	CIF-II	UV-Visible Spectrophotometer	Shimadzu(1650P C)	Spectral bandwidth :< 2nm Wavelength range :190 ~ 1100nm Wavelength accuracy :±0.3nm Wavelength repeatability :±0.1nm Photometric system :Double beam optics Photometric range Absorbance : -0.5~ 3.999Abs Transmittance : 0.0 ~ 300% Light source :50w halogen lamp deuterium lamp Built-in light source auto position adjustment Monochromator :Aberration corrected concave blazed holographic grating Detector :Silicone photodiode	
58	AIB	J-3 FF-115	CIF-II	PCR Workstation	Eppendorf(MX-1289-02)	Dimension : 40cm(L)x50cm(W)x60cm(H) (MX 1289-01) Dimension : 60cm(L) x 60cm(W) x 70cm(H) (MX 1289-02) UV Source : 2x15 watts / 2 x 8 watts UV tube White Light : 3 x 8 watts / 2 x 8 watts fluorescent lamp Source	
59	AIB	J-3 FF-115	CIF-II	Thermal Cycler	Bio-Rad(MJ-MINI)	Compact thermal cycler, includes adjustable heated lid, holds 48 x 0.2 ml tubes, 12 x 0.5 ml tubes, or a 48-well microplate	




**AMITY INSTITUTE OF BIOTECHNOLOGY (AIB)**

S.No	Institute	Block/ Room No	Name of Lab	Name of Instrument	Make/ Model	Technical Specifications	Image
60	AIB	J-3 FF-115	CIF-II	Centrifuge	REMI (R-8C BL)	Laboratory Centrifuge suitable for routine sample analysis Speed 6000 RPM Capacity 0 - 400 ml Voltage 220 - 240 V AC Phase Single Phase	
61	AIB	J-3 FF-115	CIF-II	Centrifuge	Benchtop Lab Systems	Benchtop High Speed Centrifuge	
62	AIB	J-3 FF-120	Antimycotic and Drug susceptibility (Research)	Bio Safety Cabinet(Class-2)	Relible Instruments (RIC- 33G)	Bio Safety Cabinet frame of ply-board covered with sunmica from outside. Work bench top of stainless steel. Side and front door of work bench covered with acrylic. Motor & blower assembly to provide sufficient air pressure	




**AMITY INSTITUTE OF BIOTECHNOLOGY (AIB)**

S.No	Institute	Block/ Room No	Name of Lab	Name of Instrument	Make/ Model	Technical Specifications	Image
63	AIB	J-3 FF-120	Antimycotic and Drug susceptibility (Research)	UV-VIS Spectrophotometer	Ultra-3560	<p>Ultra-3560 UV-VIS Spectrophotometer</p> <p>Ultra-3560 uv-vis spectrophotometer utilizes high quality grating, which dramatically reduces straylight level, and improves test accuracy &amp; linear range.</p> <ul style="list-style-type: none"> <li>○ Double beam design</li> <li>○ Straylight below 0.03%T</li> <li>○ 190-1100nm wavelength range</li> <li>○ 4 options for spectral bandwidth selection</li> <li>○ Reliable wavelength accuracy</li> <li>○ Multiple built-in methods, supports operation via UV workstation</li> <li>○ 7" TFT color screen WVGA(800×480), water-proofing keyboard design</li> </ul> <p>Ultra-low straylight provides accurate result. Straylight less than 0.03%T on each specific bandwidth</p>	
64	AIB	J-3 FF-120	Antimycotic and Drug susceptibility (Research)	Thermal Cycler	HiMedia (ECO-96)	<p>Thermal Cycler delivers proven reliability</p> <ul style="list-style-type: none"> <li><input type="checkbox"/> DNA Cloning</li> <li><input type="checkbox"/> Genetic Engineering</li> <li><input type="checkbox"/> Sequencing</li> <li><input type="checkbox"/> DNA based 'phylogeny'</li> <li><input type="checkbox"/> Hereditary diseases</li> <li><input type="checkbox"/> Genetic ngerprints (forensic)</li> <li><input type="checkbox"/> Diagnosis of 'infectious diseases'</li> <li><input type="checkbox"/> Industry-leading reliability &amp; performance</li> </ul> <p>Matchless Thermal Performance Precise, uniform heating and cooling assures superior reproducibility and highest quality results. Effortless, Intuitive Programming &amp; Operation Powerful software is easy to learn and easy to use, even for new operators. Sleek and Small Design: Compact design and size optimizes available bench space.</p>	
65	AIB	J-3 FF-120	Antimycotic and Drug susceptibility (Research)	Microscope	Magnus (MLX Plus Microscope)	<p>Features:</p> <ul style="list-style-type: none"> <li>Plan Infinity Optics with Field of view 20mm</li> <li>Parfocal and Centered Optics</li> <li>Optics with Multi-layer Coating &amp; Anti-Fungus treated</li> <li>Choice of Halogen and LED Illumination</li> <li>Easy Access for Lamp Replacement</li> <li>Siedentopf head. Hard-Coated Stage</li> <li>Double Slide Holder. Inward Nosepiece</li> <li>Universal Power Supply</li> </ul> <p>Objective 4x, 10x, 40x, 100x Mechanical Stage: Co-axial low drive mechanical Stage (125mmx145mm) with traverse area of 50mmx76mm (+/-5mm) Fine Focus Range: 0.2 mm</p>	




**AMITY INSTITUTE OF BIOTECHNOLOGY (AIB)**

S.No	Institute	Block/ Room No	Name of Lab	Name of Instrument	Make/ Model	Technical Specifications	Image
66	AIB	J-3 FF-120	Antimycotic and Drug susceptibility (Research)	Orbital Shaking Incubator	REMI (CIS-24 Plus)	<p>Orbital Shaking incubator is designed for precise temperature control and simultaneous shaking applications required in fermentations studies, enzyme reactions, life sciences, tissue culture and biotechnology, research labs. These chambers are available in standard &amp; GMP versions.</p> <p><b>SALIENT FEATURES</b></p> <p>Brushless induction Motor with variable frequency drive suitable for continuous operations</p> <p>Step less variable frequency drive ensures gentle shaking start and maintains set speed</p> <p>Counter balanced mechanism for high stability in uneven load of different sized flasks</p> <p>Universal Shaking Platform to accommodate different sized assorted flasks</p> <p>Maximum shaking capacity – 9 Flasks x 2000 ml</p> <p>Powerful fan motor for forced air circulation to maintain uniform conditions inside chamber</p> <p>Machine filled CFC free PUF insulation to eliminate void pockets</p> <p>Unique design of thermal barrier for better energy efficiency</p> <p>Heating by long SS tubular heaters</p> <p>Additional tray to store samples</p> <p>Chamber calibration port on side</p>	
67	AIB	J-3 FF-120	Antimycotic and Drug susceptibility (Research)	Deep Freezer (-20° C)	Vestfrost	<p>Vestfrost freezer</p> <p>Temperature Range: -20°C</p> <p>Double Door</p>	
68	AIB	J-3 FF-121	Pest Control Lab	Gas Chromatograph	Varian(430-GC)	<p>Operating temperatures: 10°C to 35°C.</p> <p>Operating humidity(relative): 5% to 95%.</p> <p>Column Oven Dimensions: 23cm(w)x11cm(d)x28cm(h).</p> <p>Temperature range: ambient -55°C to 450°C</p> <p>Temperature program ramps/holds: 7/8.</p> <p>Maximum temperature ramp rate: 100 °C /min for all voltages.</p> <p>Cool down rate: 450 °C to 50 °C in 5.2 minutes.</p> <p>Temperature set-point resolution: 1 °C.</p> <p>Injector : 1177 Split/Splitless injector (S/SL).</p>	

**AMITY INSTITUTE OF BIOTECHNOLOGY (AIB)**




S.No	Institute	Block/ Room No	Name of Lab	Name of Instrument	Make/ Model	Technical Specifications	Image
69	AIB	J-3 FF-121	Pest Control Lab	Insect Traker	VJ Instruments (VJITS-01)	Insect Traker: Video tracking system for research in behavioral analysis of Insects HD Quality (Sony Lens)	
70	AIB	J-3 FF-121	Pest Control Lab	Cooling Centrifuge	Remi(C-24BL)	Max. Speed(rpm):20000 Max. RCF'g':37570 Max. Tube Size(ml):100 Max. Capacity(ml): 400 Lowest Temp.°C :-8	
71	AIB	J-3 SF-202	Molecular Biology II	Cooling Centrifuge	Remi(C-24BL)	Max. Speed(rpm):20000 Max. RCF'g':37570 Max. Tube Size(ml):100 Max. Capacity(ml): 400 Lowest Temp.°C :-8	

**AMITY INSTITUTE OF BIOTECHNOLOGY (AIB)**




S.No	Institute	Block/ Room No	Name of Lab	Name of Instrument	Make/ Model	Technical Specifications	Image
72	AIB	J-3 SF-209	Bioinformatics & Enzyme Lab	Lyophilizer	Labconco (Freezone 2.5)	Collector Temperature: -50°C, -58°F Ice Holding Capacity: 2.5 L Options Included: PTFE-Coated Collector Plug Type: North America, 230 volt Style: Benchtop	
73	AIB	J-3 SF-209	Bioinformatics & Enzyme Lab	Microplate Spectrophotometer	Thermo Scientific (Multiskan SkyHigh)	Thermo Scientific Multiskan SkyHigh Microplate Spectrophotometer is a UV/Vis microplate spectrophotometer designed to be convenient and easy to use for virtually any photometric research application, especially DNA, RNA, and protein analysis, as well as turbidity measurements Reading Options: 6-48, 96 and 384 well plates, Thermo Scientific $\mu$ Drop Plates Monochromator-based optical system for free selection of wavelengths from 200 nm to 1000 nm Compatible with 6-48, 96- and 384-well microplates or cuvettes with maximum plate height of 19.5 mm including possible lid Reads $\mu$ Drop™ and $\mu$ Drop Duo Plates for micro-volume DNA/RNA and protein analysis Separate optimized measurement modes for absorption and turbidimetric measurements Allows kinetic, spectral, and endpoint measurements for a variety of applications Fast operation: full spectrum of a well is done in less than 10 seconds; typical DNA spectrum can be measured in less than three seconds and a full 96	
74	AIB	J-3 SF-209	Bioinformatics & Enzyme Lab	Fume Hood	Laczenie Biosciences	Excellent Gas removal efficiencies Durable & Compact	






**AMITY INSTITUTE OF BIOTECHNOLOGY (AIB)**

S.No	Institute	Block/ Room No	Name of Lab	Name of Instrument	Make/ Model	Technical Specifications	Image
75	AIB	J-3 SF-209	Bioinformatics & Enzyme Lab	Peptide Shaker	Scientific Systems, Delhi	Peptide Shaker	
76	AIB	J-3 SF-209	Bioinformatics & Enzyme Lab	Rotary Evaporator	Buchi (R-100)	<p>The Rotavapor® R-100 is an entry-level rotary evaporator that meets the essential needs in economical evaporation and is developed according to BUCHI's high-quality standards.</p> <p>Evaporating flask size: 50 - 4000 mL Lift mechanism: Manual Temperature range: 20 - 95 °C</p>	
77	AIB	J-3 SF-209	Bioinformatics & Enzyme Lab	Deep Freezer (-4° C)	Celfrost (-4° C)	Celfrost freezer Temperature Range: -4°C	




**AMITY INSTITUTE OF BIOTECHNOLOGY (AIB)**

S.No	Institute	Block/ Room No	Name of Lab	Name of Instrument	Make/ Model	Technical Specifications	Image
78	AIB	J-3 SF-209	Bioinformatics & Enzyme Lab	Hot Air Oven	Thermotech (COMMEKTA - II)	Hot air oven for sterilization	
79	AIB	J-3 SF-210	Plant Secondary Metabolite Technology Lab	Freezing Circulator (Cooling/Heating)	Genaxy Scientific(IC 201J)	Clevenger apparatus with circulator. Collection of essential oil. To provide constant temperature at regular time	
80	AIB	J-3 SF-210	Plant Secondary Metabolite Technology Lab	Chest Freezer (-20° C)	Blue Star	Temperature Range: -20°C ~ +8°C No. of Lid: 01	



**AMITY INSTITUTE OF BIOTECHNOLOGY (AIB)**

S.No	Institute	Block/ Room No	Name of Lab	Name of Instrument	Make/ Model	Technical Specifications	Image
81	AIB	J-3 SF-211	Cellular and Molecular cytogenetics	DNA Thermal Cycler	Applied Biosystem (2720 Thermal Cycler)	Personal-sized 96-well thermal cycler Ideal for both basic PCR and cycle-sequencing applications using 0.2 mL reaction tubes or 96-well reaction plates.	
82	AIB	J-3 SF-211	Cellular and Molecular cytogenetics	Deep Freezer(-80 C)	Skadi Green Line(R404)	Capacity:484 l Sample throughput holes 3 built-in access ports are standard (18 mm inner diam.) multi-position key switch: on, off and set; Bright, easy to read, digital display; Readout option in 1 and 0.1 °C increments; Adjustable temperature set point; Clean filter alarm; door alarm (also for CO2 backup System); remote alarm (NO/NC/COM); RS232 / RS485 port (free software to download); Service friendly plug & play detachable cable housing;	
83	AIB	J-3 SF-211	Cellular and Molecular cytogenetics	Electrophoretic Unit	GeNei	Electrophoresis System Connecting Cord : red and black (1 each).No. of Platinum electrodes : red and black (1 each).Lid : 1 No.	



**AMITY INSTITUTE OF BIOTECHNOLOGY (AIB)**

S.No	Institute	Block/ Room No	Name of Lab	Name of Instrument	Make/ Model	Technical Specifications	Image
84	AIB	J-3 SF-211	Cellular and Molecular cytogenetics	Refrigerated Bath Circulators	Lab Companion (Model RW- 0525G)	The Lab Companion Refrigerated Bath Circulators model RW-0525G has a capacity of 4L-6L and has a temperature range of Amb +5°C - 40°C with an accuracy of +/- 5°C at -10°C and uniformity +/- 0.1°C at -10°C. Its dimensions 302 x 438 x 690 mm externally and requires a power source of 230VAC 50/60Hz 6.7A or 120VAC 60Hz 12.6A.	
85	AIB	J-3 SF-211	Cellular and Molecular cytogenetics	Refrigerator	Celfrost	Celfrost freezer Temperature Range: -24°C ~ +8°C	
86	AIB	J-3 SF-211	Cellular and Molecular cytogenetics	Hybridization Oven Shaker		Rotisserie/rocker speed: 4-20rpm Temperature range: Amb. +5°-80°C Temperature control: Microprocessor	

**AMITY INSTITUTE OF BIOTECHNOLOGY (AIB)**




S.No	Institute	Block/ Room No	Name of Lab	Name of Instrument	Make/ Model	Technical Specifications	Image
87	AIB	J-3 SF-211	Cellular and Molecular cytogenetics	Orbital Shaking Incubator	REMI (CIS 24 BL)	Chamber Volume (Litres):180 Max shaking Capacity:9 litres Platform Size: 18" x 20" External Dimensions W x D x H (cm): 70 x 78 x 125 Temperature:5°C to 60° C (±0.5°C) Range (Accuracy):VS-02 Supply: 220-240 Votts 50 Hz Single Phase	
88	AIB	J-3 SF-211	Cellular and Molecular cytogenetics	Deep Freezer(-60° C)	Celfrost	Temperature Range: -60°C No. of Lid: 01	

**AMITY INSTITUTE OF BIOTECHNOLOGY (AIB)**




S.No	Institute	Block/ Room No	Name of Lab	Name of Instrument	Make/ Model	Technical Specifications	Image
89	AIB	J-3 SF-211	Cellular and Molecular cytogenetics	Centrifuge	Eppendorf (5804 R)	<p>Three centrifuges in one: a high-capacity, general-purpose centrifuge for cell harvesting; a high-speed centrifuge for separating cell lysates; and a microcentrifuge for DNA precipitations. It allows for molecular applications in tubes up to 250 mL and offers additional wing-bucket and fixed-angle rotors as well as deepwell plate capacity for increased versatility.</p> <p>Features and Benefits</p> <p>Max. capacity: 4 × 250 mL/2 × 5 MTP, Swing-bucket rotors and adapters accommodate tubes and bottles from 0.2 mL to 250 mL</p> <p>Plate rotor for centrifugation of all types of MTP, PCR, cell culture, or Deepwell Plates, Fixed-angle rotors for high-speed applications in tubes from 0.2mL to 85mL</p> <p>High centrifugation speed of up to 20,913 × g (14,000 rpm)</p> <p>Centrifuge lid with soft-touch lid closure, Low access height of 29 cm for easy loading and unloading of samples, Quiet operation to improve your work environment, Compact footprint saves valuable bench space, Automatic rotor recognition and imbalance detection for maximum operational safety</p>	
90	AIB	J-3 SF-211	Cellular and Molecular cytogenetics	Centrifuge	REMI (R- 4C DX)	<p>R-4C Compact model is designed for routine work</p> <p>Digital speed indicator and 0-60 minute digital countdown timer</p> <p>High Speed</p> <p>Type Of Head: Swing Out</p>	
91	AIB	J-3 SF-211	Cellular and Molecular cytogenetics	Gel Documentation System	Bio-Rad (XR+)	<p>The Molecular Imager Gel Doc XR system is a fast, easy-to-use, high-resolution gel imaging system. The system includes the easy-to-use, "capture and print" Quantity One® 1-D analysis software.</p> <ul style="list-style-type: none"> <li>- Increase cloning efficiency and protein production by protecting DNA electrophoresis samples from UV exposure using the XcitaBlue™ Conversion Screen and blue light excitable stains such as GelGreen, SYBR®Safe, and SYBR® Green I</li> <li>- View protein gels stained with Coomassie Blue, silver stain, and other colorimetric gel stains using the White Light Conversion Screen</li> <li>- Maintain prior lab protocols as there is no loss in sensitivity compared to UV and ethidium bromide staining</li> </ul>	






**AMITY INSTITUTE OF BIOTECHNOLOGY (AIB)**

S.No	Institute	Block/ Room No	Name of Lab	Name of Instrument	Make/ Model	Technical Specifications	Image
92	AIB	J-3 SF-211	Cellular and Molecular cytogenetics	Incubator Shaker	Eppendorf (New Brunswick™ Excella E24/E24R)	Refrigerated, orbit diameter 1.9 cm (3/4 in.), AC/DC input 120 V, 60 Hz, with universal platform	
93	AIB	J-3 SF-211	Cellular and Molecular cytogenetics	Ice Flake Maker (Ice Machine)	Insta Biotech (CIF-20)	Model: CIF-20, Capacity (kg) / 24h20 ICE Storage (kg)10	
94	AIB	J-3 SF-211	Cellular and Molecular cytogenetics	Microscope	Olumpus (CX- 41)	<p>The Olympus CX41 is a brightfield, phase contrast microscope with polarized light, and darkfield capabilities. The high-performing brightness and clarity are powered by the UIS optics infinity system and plan objectives with terrific image flatness. The quintuple revolving nosepiece is inward-facing allows for a broad range of magnifications. This useful microscope is also easy to move where it's needed with convenient hand grips. Various accessories, condensers, and objectives can be swapped out to expand the observation capabilities for a versatile workhorse in the lab.</p> <p>The Olympus CX41 Microscope has an easily adjusted stage, moveable with one finger, and features unrestricted access to specimens that can be exchanged quickly and easily. The adjustable titling binocular tube and easy-to-access controls are ergonomically designed, with a course refinement wheel of 25 mm, and 36.8mm per rotation. The renowned UIS2 plan-corrected objectives result in outstanding flat images. Olympus digital camera combined with software packages to allow efficient documentation,</p>	




**AMITY INSTITUTE OF BIOTECHNOLOGY (AIB)**

S.No	Institute	Block/ Room No	Name of Lab	Name of Instrument	Make/ Model	Technical Specifications	Image
95	AIB	J-3 SF-211	Cellular and Molecular cytogenetics	Microscope	Olumpus (CX-31)	<p>Illumination: Built-in transmitted Koehler illuminator 6V30W halogen bulb. 1000-120V/220-240V~0.85/0.45A 50/60Hz</p> <p>Observation tube: Binocular/Tilting binocular/Trinocular</p> <p>Nosepiece: Fixed quadruple nosepiece with inward tilt</p> <p>Focusing: Stage height movement by roller guide (rack &amp; pinion) Stroke per rotation:36.8mm. Full stroke rotation: 25mm. Tension adjustment on coarse focus adjustment knob. Upper limit stopped by simplified per-focusing dial</p>	
96	AIB	J-3 SF-214	Structural Biology Lab	UV Visible Spectrophotometer with Thermal Melting Programmer (UV-1800)	Shimadzu	<p>Buffer : 100mM Sodium Phosphate, 1M NaCl, 0.5mM EDTA, pH7.0</p> <p>Wavelength : 260nm, 320nm</p> <p>Temperature Range : 0 to 95°C</p> <p>Ramp Rate : 1°C/min</p> <p>Sampling Interbal : 0.5°C</p> <p>Waiting Time : 30sec</p> <p>Post-Process Annealing : (95°C, 2min)</p>	
97	AIB	J-3 SF-214	Structural Biology Lab	PCR with E Gel imager(Gel Doc System)	Life Technologies	<p>Dimensions (W x D x H):Hood (20.3 x 28.4 x 36.5 cm)</p> <p>Base :(21.4 x 30.4 x 11.9 cm)</p> <p>Viewing dimensions (W x D):12 x 15 cm</p> <p>Excitation light source :UV light-312 nm</p> <p>Blue light-470 nm</p> <p>Power:110 or 220 VAC; 50-60 Hz</p> <p>Camera Type:CMOS</p> <p>Gradation:16-bit (65,536 gray levels)</p> <p>Resolution:1280 (H) x 1024 (V); 1.3 megapixels</p> <p>Dynamic range:3.8 orders of magnitude</p> <p>Exposure time:0.124 sec to 1 min</p> <p>Optics: Super bright lens F/1.4 fixed lens</p> <p>Optional: 16 mm</p> <p>Field of view:11 x 14 cm for 16 mm lens</p> <p>Emission filter:Orange filter (ethidium bromide and SYBR® Safe DNA Gel Stain)</p> <p>Green filter (Fluorescein, SYBR® Gold, SYBR® Green)</p> <p>Red filter (Qdot® 625)</p> <p>Software:Image capture GelCapture™ Acquisition Software</p> <p>1D image analysis:GelQuant™ Express Analysis Software</p>	

**AMITY INSTITUTE OF BIOTECHNOLOGY (AIB)**

S.No	Institute	Block/ Room No	Name of Lab	Name of Instrument	Make/ Model	Technical Specifications	Image
98	AIB	J-3 SF-214	Structural Biology Lab	PCR	Eppendorf (Mastercycler Nexus Gradient Thermal Cycler)	<p>Mastercycler Nexus Gradient Thermal Cycler</p> <p>1-20°C temperature control range</p> <p>Gradient temperature range of 30-99°C</p> <p>Features an aluminum thermal block</p> <p>96x 0.2 mL PCR tubes or 77x 0.5 mL PCR tubes or 1x 96 well PCR plate capacity</p> <p>4-99°C temperature control range</p>	
99	AIB	J-3 SF-214	Structural Biology Lab	Spectrofluorometer	JASCO (FP- 8300)	<p>FP-8350 Spectrofluorometer, Sophisticated optical system with additional features for the broadest range of applications</p> <p>The FP-8350 is an extremely sensitive spectrofluorometer that can be used in the broadest range of applications: biological, environmental, teaching labs, and core facilities. Many features make this a simple-to-use instrument; automatic cut-off filters (included as standard) eliminate peaks due to second-order scatter, giving more confidence in artifact-free spectral measurement. Auto-Gain and Auto-SCS optimize the S/N for samples with large differences in concentration and fluorescence intensity, offering a wide dynamic range. This reduces the need for manual intervention of adjusting spectral band and sensitivity settings for on-scale measurement.</p> <p>High sensitivity S/N 8000:1 typical</p> <p>High resolution with SBW to 1.0 nm</p> <p>Wavelength range: 200 to 750 nm (900 nm optional)</p>	
100	AIB	J-3 SF-214	Structural Biology Lab	Sonicator	PCI Analytics	<p>Salient Features:</p> <p>Easy to operate &amp; made of one piece SS Tank.</p> <p>Digital tuning of transducers with generators to avoid any frequency shifted even during demanding applications.</p> <p>Compact, rugged and highly durable systems. 0 Extensively protected electronic circuits means longer and safer operations.</p> <p>Operating frequency 33±3 KHz, for all general purpose cleaning is highly recommended.</p>	


**AMITY INSTITUTE OF BIOTECHNOLOGY (AIB)**

S.No	Institute	Block/ Room No	Name of Lab	Name of Instrument	Make/ Model	Technical Specifications	Image
101	AIB	J-3 SF-214	Structural Biology Lab	Water Bath		<p>Range:- 7°C above room temperature to 100°C                      PID temperature control                      Over-temperature limiter, alarm indication                      Analog dialed indication with fine adjustment</p>	
102	AIB	J-3 SF-214	Structural Biology Lab	Chest Freezer (-20° C)	Blue Star	<p>Temperature Range: --20° C                      No. of Lid: 01</p>	
103	AIB	J-3 SF-215	Bioremediation Lab	Orbital Shaking Incubator	REMI (CIS-24 Plus)	<p>Orbital Shaking Incubator is designed for precise temperature control and simultaneous shaking applications required in fermentations studies, enzyme reactions, life sciences, tissue culture and biotechnology, research labs. These chambers are available in standard &amp; GMP versions.</p> <p><b>SALIENT FEATURES</b>                      Brushless induction Motor with variable frequency drive suitable for continuous operations, Step less variable frequency drive ensures gentle shaking start and maintains set speed                      Counter balanced mechanism for high stability in uneven load of different sized flasks, Universal Shaking Platform to accommodate different sized assorted flasks, Maximum shaking capacity – 9 Flasks x 2000 ml, Powerful fan motor for forced air circulation to maintain uniform conditions inside chamber, Machine filled CFC free PUF insulation to eliminate void pockets                      Unique design of thermal barrier for better energy efficiency                      Heating by long SS tubular heaters, Additional tray to store samples, Chamber calibration port on side, Hermetically sealed Compressor with CFC free refrigerant, Microprocessor controller with 4” LCD display for display of shaking speed &amp; temperature, 9 programs memory, High temperature safety cut off &amp; alarms for high / low set temperature, Electrical circuit breaker, Time delay for compressor switch on, Overload cut off relay for</p>	

**AMITY INSTITUTE OF BIOTECHNOLOGY (AIB)**




S.No	Institute	Block/ Room No	Name of Lab	Name of Instrument	Make/ Model	Technical Specifications	Image
104	AIB	J-3 SF-215	Bioremediation Lab	Centrifuge	REMI (R-24)	REMI R-24 RESEARCH CENTRIFUGE Size/Dimension: 400X500X455 Speed: 17300 Capacity: 400	
106	AIB	J-3 SF-215	Bioremediation Lab	COD Digestion Apparatus	Relitech (RT)	C.O.D. Digestor: Power efficient Accurate result Elevated durability Optimum performance	
107	AIB	J-3 SF-215	Bioremediation Lab	Ultra Sonicator	LABMAN (LMUC-6)	<p><b>SALIENT FEATURES</b></p> <ul style="list-style-type: none"> <li>• Continuous Self Tuning Circuitry For Any change In Workload, Liquid Level And Bath Temp.</li> <li>• Uniform Cavitations Through Out The Tank</li> <li>• Separate Oscillator Eliminates Damage To Generator In Case of Failure Of Transducers</li> <li>• Using 40 Khz Frequency For Effective Cleaning With Low Noise</li> <li>• Designed For Complete Cleaning Of Small and Large Components Without Dismantling.</li> <li>• Inner tank and Outer body made of Stainless Steel</li> </ul> <p>Tank Size: 300X155X150mm Basket capacity: 6 Ltr Ultrasonic Power: 150W</p>	

**AMITY INSTITUTE OF BIOTECHNOLOGY (AIB)**

S.No	Institute	Block/ Room No	Name of Lab	Name of Instrument	Make/ Model	Technical Specifications	Image
108	AIB	J-3 SF-215	Bioremediation Lab	Soxhlet Extraction Unit	EDUDAP	Soxhlet Extraction Unit High quality	
109	AIB	J-3 SF-215	Bioremediation Lab	Autoclave	EDUDAP	Vertical Autoclave Durable Easy to use	
110	AIB	J-3 SF-215	Bioremediation Lab	Hot Air Oven	Relitech	Hot air oven for sterilization	






**AMITY INSTITUTE OF BIOTECHNOLOGY (AIB)**

S.No	Institute	Block/ Room No	Name of Lab	Name of Instrument	Make/ Model	Technical Specifications	Image
111	AIB	J-3 SF-215	Bioremediation Lab	Hot Air Oven		Hot air oven for sterilization	
112	AIB	J-3 SF-216	Molecular Biophysics Lab	Centrifuge	Eppendorf (5804 R)	<p>Three centrifuges in one: a high-capacity, general-purpose centrifuge for cell harvesting; a high-speed centrifuge for separating cell lysates; and a microcentrifuge for DNA precipitations. It allows for molecular applications in tubes up to 250 mL and offers additional wing-bucket and fixed-angle rotors as well as deepwell plate capacity for increased versatility.</p> <p>Features and Benefits</p> <p>Max. capacity: 4 × 250 mL/2 × 5 MTP, Swing-bucket rotors and adapters accommodate tubes and bottles from 0.2 mL to 250 mL</p> <p>Plate rotor for centrifugation of all types of MTP, PCR, cell culture, or Deepwell Plates, Fixed-angle rotors for high-speed applications in tubes from 0.2mL to 85mL</p> <p>High centrifugation speed of up to 20,913 × g (14,000 rpm)</p> <p>Centrifuge lid with soft-touch lid closure, Low access height of 29 cm for easy loading and unloading of samples, Quiet operation to improve your work environment, Compact footprint saves valuable bench space, Automatic rotor recognition and imbalance detection for maximum operational safety</p>	
113	AIB	J-3 SF-216	Molecular Biophysics Lab	Ratio Beam Spectrophotometer	HITACHI (U- 5100)	<p>Hitachi's U-5100 UV-Visible Spectrophotometer is ECO-FRIENDLY &amp; CLEAN. The Model U-5100 delivers a compact, lightweight package with remarkable power savings and a long life for its light source.</p> <p>Optics: Seya-Namioka mount monochromator, ratio beam</p> <p>Wavelength range: 190 to 1,100 nm</p> <p>Spectral bandpass: 5 nm</p> <p>Light source: Xenon(Xe) flash lamp</p> <p>Display: LED with backlight</p> <p>120 mm × 90 m, 320dot × 240dot</p> <p>Cell: 6 cell turret(Automatic) (Single cell holder is optional)</p> <p>Size (main unit): 355 (W) × 425 (D) × 235 (H) mm</p> <p>Weight (main unit): 13 kg</p> <p>Power supply/Power consumption: 100, 115, 220, 230 or 240 V, 50/60 Hz 60 VA</p>	

**AMITY INSTITUTE OF BIOTECHNOLOGY (AIB)**

S.No	Institute	Block/ Room No	Name of Lab	Name of Instrument	Make/ Model	Technical Specifications	Image
114	AIB	J-3 SF-216	Molecular Biophysics Lab	Ultrasonic Processor with Ultrasonic Cell Counter Noise Isolating Chamber	MRC (SONIC- 650M)	<p>Working frequency: 20-25KHz frequency automatic tracking                      Timing: 0-99H59M59S (can be set)                      Working mode: Pulsed, Pulse: 0.1-99.9s adjustable (interval/working)                      Temperature control Control samples' temperature (0-100)                      Alarm Fault, temperature, time, Input method: touch screen control, 4.3                      inch TFT, Display content : Temperature, power, time, etc., Protective                      device Program automatic error correction, overload, over temperature                      protection display, Storing data: 20 groups, password: Have user password                      protection, Standard configuration: Ultrasonic generator (host) one set                      Sealed transducers: + 6MM horn one set Φ6mm (process capacity 10ml-                      100ml)</p>	
115	AIB	J-3 SF-216	Molecular Biophysics Lab	Orbital Shaker Incubator	NISCO	<p>Temperature Range (°C / °F) :Amb.+5 to 80 [Amb.+9 to 176]                      Motion Type: Orbital or Reciprocating motion (Default : Orbital motion)                      Speed Range :(RPM) 10 to 300 (Stackable Top :10 to 250)                      Timer Run time(10sec ~ 999hr 59min 59sec)</p>	
116	AIB	J-3 SF-216	Molecular Biophysics Lab	Water bath Incubator Shaker	Micro Scientific works (MAC)	<p>Heating Load2.5 KW (2.0 KW + 0.5 KW)                      Temperature RangeAmb. +5°C to 100°C                      ControllerMicroprocessor based PID Digital Temperature Indicator-cum-                      Controller                      Microprocessor based Digital Temperature Indicator-cum-Controller with                      Automatic Digital Minute Timer Display:Digital LED with set value (SV) &amp;                      process value (PV)                      Temperature Accuracy: ±5°CTemperature SensorRTD: (Pt-100)                      Shaking Speed: 40 to 180 cycles/min</p>	




**AMITY INSTITUTE OF BIOTECHNOLOGY (AIB)**

S.No	Institute	Block/ Room No	Name of Lab	Name of Instrument	Make/ Model	Technical Specifications	Image
117	AIB	J-3 SF-217	Biosensor & Biomaterials Lab	Refrigerated Centrifuge	Eltec (RC 4815S)	Max. Speed RPM 16000 Max. RCF xg 17600 Max. Tube Size ml 5 Max. Capacity ml 48 Width mm 320 Depth mm 410 Height mm 290 Weight Kg 16.5 Connected Load kVA 0.30	
118	AIB	J-3 SF-217	Biosensor & Biomaterials Lab	Weighing Balance	Wensar (PGB 200)	Wensar PGB 200 High Precision Balance Capacity: 200 g	
119	AIB	J-3 SF-217	Biosensor & Biomaterials Lab	pH Meter	OAKTON (pH 700)	Oakton pH 700 Benchtop Meter with Probes and Stand Designed for today's crowded laboratory benchtops! Compact footprint is over 40% smaller than other benchtop meters Large display permits easier readout viewing Datalogging allows you to store and recall up to 100 data sets	



**AMITY INSTITUTE OF BIOTECHNOLOGY (AIB)**

S.No	Institute	Block/ Room No	Name of Lab	Name of Instrument	Make/ Model	Technical Specifications	Image
120	AIB	J-3 SF-218	Bio mimetic Research Lab	Electrochemical Analyser	Gamry(Ref 600- ZRA)	<p>Current ranges -11 ( 600 milliamps to 60 picoamps)                      Compliance voltage :± 22 volts.                      On-board electronics for electrochemical impedance spectroscopy                      measurements Frequency range : 1 MHz down to 10 microHz.                      Min Voltage Resolution 1 µV                      Min Current Resolution 20 aA                      Max Applied Potential ±11 V                      Rise Time &lt;250 ns                      Noise and Ripple &lt;10 µV rms                      Noise and Ripple (typical) &lt;2 µV rms                      Min Time Base 3.333 µs                      Max Time Base 715 s                      Min Potential Step 12.5 µV                      Analog/Digital Converter 16 bit</p>	
121	AIB	J-3 SF-218	Bio mimetic Research Lab	Melting Point Appratus	Veego	<p>With Silicon Oil Bath, for determination of Melting Points, Melting Range,                      Boiling Points. Supplied with std.accessories. Heating rate is precisely                      controlled by Microprocessor Circuit. Printer socket is provided.</p>	
122	AIB	J-3 SF-218	Bio mimetic Research Lab	UV-Visible Spectrophotometer	Thermoscientific( Aquamate 8000)	<p>Wavelength Range: 190 to 1,100nm                      Wavelength Accuracy: ±1.0nm                      Accuracy (Photometric) ±0.005A at 1.0A; &lt;0.00025 at 0.0A                      Lamp :Xenon flash lamp                      Min. Data Interval:0.2; 0.5; 1.0; 2.0; 3.0; 5.0nm Noise :&lt;0.00050 at 1.0 A;                      &lt;0.00080 at 2.0 A RMS at 260nm                      Optical Design Dual beam—internal reference detector                      Photometric Linearity Up to 3.5A at 260nm Range (Photometric) -0.5 to 5.0                      A ; -1.5 to 125 %T; ±9999 C                      Spectral Bandwidth: 1.8nm</p>	

**AMITY INSTITUTE OF BIOTECHNOLOGY (AIB)**




S.No	Institute	Block/ Room No	Name of Lab	Name of Instrument	Make/ Model	Technical Specifications	Image
123	AIB	J-3 SF-218	Bio mimetic Research Lab	Rotary Evaporator	Buchi(B-4911/R-210)	Bath Capacity:4L Temperature Range:20°to 100°C Vacuum Controller V-850 for vacuum regulation to a specified setpoint Data transfer via USB interface Timer function for process interruption after a set time Library of 43 predetermined solvents Rotary evaporator with rotation control knob Automatic lift	
124	AIB	J-3 SF-218	Bio mimetic Research Lab	Ultra Sonicator (Ultrasonic Cleaner)	Telesonic Ultrasonics	<ul style="list-style-type: none"> <li>• Ultrasonic and heat insulation</li> <li>• Sloped floor for complete emptying</li> <li>• Edged work area prevents liquid from dropping down</li> <li>• Beveled cover guides water condensation back to the tank</li> <li>• Protection against dry running for ultrasound and heating</li> <li>• Ultrasonic generator is integrated</li> <li>• Temperature regulation</li> <li>• Timer for ultrasonic activity</li> <li>• Working frequencies 25, 40 kHz</li> </ul>	
125	AIB	J-3 SF-219	CIF-II	UV-Visible Spectrophotometer	Shimadzu (1650PC)	Spectral bandwidth :< 2nm Wavelength range :190 ~ 1100nm Wavelength accuracy :±0.3nm Wavelength repeatability :±0.1nm Photometric system :Double beam optics Photometric range Absorbance : -0.5~ 3.999Abs Transmittance : 0.0 ~ 300% Light source :50w halogen lamp deuterium lamp Built-in light source auto position adjustment Monochromator :Aberration corrected concave blazed holographic grating Detector :Silicone photodiode	

**AMITY INSTITUTE OF BIOTECHNOLOGY (AIB)**




S.No	Institute	Block/ Room No	Name of Lab	Name of Instrument	Make/ Model	Technical Specifications	Image
126	AIB	J-3 SF-219	CIF-II	Cell Culture Inverted Microscope	Olympus (CKX53)	Compact, Ergonomic Inverted Microscope for Cell Culture With improved image quality and ergonomics, the Olympus CKX53 inverted microscope delivers stable performance and a comfortable workflow for a variety of cell culture needs, including live cell observation, cell sampling and handling, image capture, and fluorescence observation.	
127	AIB	J-3 SF-219	CIF-II	Thermo Circulator	LABTECH	<p>Immersion Bath Circular</p> <ul style="list-style-type: none"> <li>o Economy and Durable general purpose water baths are ideal for industrial pharmaceutical, clinical and biomedical use.</li> <li>O Precision Analog Controller maintain water temperature from ambient +5°C to 99°C with ± 3.0°C uniformity</li> <li>O Seamless Stainless Steel corrosion resistant (SUS304) bath</li> <li>O Over Temperature Protection ensure user safety</li> <li>o Perdorated Sample Tray protects heater and sensor from unexpected damages</li> </ul>	





**AMITY INSTITUTE OF BIOTECHNOLOGY (AIB)**

S.No	Institute	Block/ Room No	Name of Lab	Name of Instrument	Make/ Model	Technical Specifications	Image
128	AIB	J-3 SF-219	CIF-II	MicroPulser	BIO-RAD	<p>The MicroPulser is a simple yet versatile instrument that enables safe and reproducible transformation of bacteria, yeast, and other microorganisms. Transformation efficiencies much higher than those obtained with chemical methods can be achieved.</p> <p><b>Key Features</b>                      One-button pulse delivery, attached cuvette chamber, and rapid charge time for fast sample handling                      Preset, optimized programs for commonly studied bacteria and fungi allow rapid program selection                      Arc quenching (ARQ) system significantly reduces arcing, protecting against loss of valuable samples                      Broad range of parameters for manual optimization. Manual programming allows voltage to be selected in a 200–3,000 V range with 10 V precision and allows pulse width to be selected in a 1.0–4.0 ms range with 0.1 ms precision                      High-voltage 3,000 V capability yields improved efficiency in larger-volume cuvettes                      Compact, space-saving design                      Audible and visible pulse indicators</p>	
129	AIB	J-3 SF-219	CIF-II	PCR	Eppendorf (Vapo Protect)	<p>Fast speeds, high precision, easy usage and absolute reliability united in a flexible concept</p>	
130	AIB	J-3 SF-219	CIF-II	DNR Bio Imaging System	DNR (MINILUMI)	<p>Quality imaging for wide range of applications                      Advanced resolution: High-quality images with precise sample separation                      Range of illumination options: Enables epi and Trans UV, 8-filter wheel                      Compatible with the range of Qdot applications and all UV excited fluorophores                      Simple operation: One-click image capturing                      Semi-motorized lens: Zoom, iris, and focus                      Real-time image viewing and analysis: Easy to use with fast results                      Smart dark chamber technology with UV protection mechanism                      UV source – 312 nm (optional 254nm, 365nm)                      Signal to noise ratio: &gt;55 dB</p>	



**AMITY INSTITUTE OF BIOTECHNOLOGY (AIB)**

S.No	Institute	Block/ Room No	Name of Lab	Name of Instrument	Make/ Model	Technical Specifications	Image
131	AIB	J-3 SF-219	CIF-II	Micro Centrifuge	REMI (RM- 12C)	Remi RM-12C Micro Centrifuge (with 10x2 ml Angle Rotor head) Compact model is designed for routine work Digital speed indicator and 0-60 minute digital countdown timer	
132	AIB	J-3 SF-219	CIF-II	BOD Incubator	NISCO	Utilized to prepare Biochemical Oxygen Demand determinations and for preservation of chemicals, vaccines, and many more. Double walled with the inner chamber made of stainless steel and the outer made of mild steel which is duly powder coated. Temperature range:- 5oC to 50oC with accuracy ± 1oC. Size:10 Cubic Feet Shelves Adjustable 3 / 4 shelves The unit is fitted with a digital temperature controller and an air circulating blower to keep the temperature uniform inside the chamber.	
133	AIB	J-3 TF-301	Algal Biotechnology	Rotary Evaporator	Buchi(B-4911/R-210)	Bath Capacity:4L Temperature Range:20°to 100°C Vacuum Controller V-850 for vacuum regulation to a specified setpoint Data transfer via USB interface Timer function for process interruption after a set time Library of 43 predetermined solvents Rotary evaporator with rotation control knob Automatic lift	



**AMITY INSTITUTE OF BIOTECHNOLOGY (AIB)**

S.No	Institute	Block/ Room No	Name of Lab	Name of Instrument	Make/ Model	Technical Specifications	Image
134	AIB	J-3 TF-301	Algal Biotechnology	Orbital Shaking Incubator	REMI (CIS 24 BL)	<p>Chamber Volume (Litres):180                      Max shaking Capacity:9 litres                      Platform Size: 18" x 20"                      External Dimensions W x D x H (cm): 70 x 78 x 125                      Temperature:5°C to 60° C (±0.5°C)                      Range (Accuracy):VS-02                      Supply: 220-240 Votts 50 Hz Single Phase</p>	
135	AIB	J-3 TF-301	Algal Biotechnology	Centrifuge	Eppendorf (5810 R)	<p>The versatile centrifuge has a capacity of maximum 4 x 750 mL and reaches a maximum of 20913 x g/14000 rpm. The versatility is reflected in the available rotor options.</p> <ul style="list-style-type: none"> <li>• Micro test tubes (0.2 mL to 5.0 mL) • PCR strips • Microtainers • Spin columns • Cryogenic tubes • Conical tubes (15 mU50 mL) • Bottles (175 mL to 750 mL) • Various tubes (3 mL to 120 mL) • Microplates • PCR plates • Deepwell plates (max. height of 29 mm) • Slides (with CombiSlide adapter) • Cell-culture flasks</li> </ul>	



**AMITY INSTITUTE OF BIOTECHNOLOGY (AIB)**

S.No	Institute	Block/ Room No	Name of Lab	Name of Instrument	Make/ Model	Technical Specifications	Image
136	AIB	J-3 TF-301	Algal Biotechnology	Microplate Reader	BioTek Instruments (Synergy H1 Hybrid Multi- Mode Reader)	<p>BioTek Synergy H1 is a modular multimode microplate reader, with monochromator-based optics and filter-based optics. Synergy H1 offers continuously variable bandwidth monochromators for fluorescence excitation and emission wavelength selection. Fluorescence bandwidth can be set between 9 and 50 nm, in 1 nm increments, allowing users to fully optimize reader settings to drive the best assay performance compared to fixed bandwidth systems.</p> <p>Hybrid plate reader: Flexibility and performance, Upgradable to meet future application needs Variable bandwidth for sensitivity and specificity, Automated z-focus: best performance with all plate types, Extended dynamic range, Environmental controls for cell-based assays, Dual syringe injectors with specialized tips, Micro-volume analysis with Take3 plate</p>	
137	AIB	J-3 TF-301	Algal Biotechnology	Centrifuge	REMI (R 8C Plus)	<p>Laboratory Centrifuge suitable for routine sample analysis Speed: 6000 RPM RCF: 5070 "g"(TM) Capacity: 400 ml Digital Timer Range: 0-99 Min.</p>	

**AMITY INSTITUTE OF BIOTECHNOLOGY (AIB)**



S.No	Institute	Block/ Room No	Name of Lab	Name of Instrument	Make/ Model	Technical Specifications	Image
138	AIB	J-3 TF-301	Algal Biotechnology	Cell Counter	Count Star Bio Marine	<p>Integrating advanced optical imaging technology and intelligent image recognition technology, Countstar® BioMarine Automated Counter is a professional automatic counter developed to accurately measure the concentrations of algae.</p> <p>For both pure cultures of unicellular algae and mixed cultures of multi-algae samples, Countstar® BioMarine can provide accurate results with high repeatability and save your valuable time and energy.</p> <p>Automatic Algae Counter, Count and analysis of Algae, Biomass of Algae, Screening Target Algae</p> <p>Key Benefits: Easy Operation Algae Counting Methods 20 sec. analysis time, Analyze different shapes of Algae</p>	
139	AIB	J-3 TF-18	Research Lab	Fluorescence Microscope	Olumpus (BX- 43)	<p>Optical system: UIS2 optical system</p> <p>Focus: Coaxial coarse and fine focus with stage up and down mechanism Focus stroke 25 mm Coarse stroke 15 mm/rotation Fine stroke 100 µm/rotation</p> <p>Illuminator: Built-in Koehler illumination for transmitted light</p> <p>Revolving nosepiece: Interchangeable reversed quintuple/sextuple/septuple nosepiece</p> <p>Observation tube: Widefield tilting, telescopic and lifting binocular, inclined -3°-27°</p> <p>Condenser: Swing out achromatic condenser (N.A. 0.9), for 1.25x-100x (swing-out: 1.25x-4x)</p> <p>Fluorescence illuminator: Manual reflected fluorescence, 8-position mirror turret unit, encoded with tool-free exchange of filter cubes</p> <p>Motorized reflected fluorescence, 8-position mirror turret unit, encoded with tool-free exchange of filter cubes</p> <p>Fluorescence light source: 100 W Hg apo lamp housing and transformer</p>	

**AMITY INSTITUTE OF BIOTECHNOLOGY (AIB)**



S.No	Institute	Block/ Room No	Name of Lab	Name of Instrument	Make/ Model	Technical Specifications	Image
140	AIB	J-3 TF-319	Research Lab	UV- VIS Spectrophotometer	Systronics (119)	<p>The advantages of the PC Based UV-VIS Spectrophotometer Type 119 at a glance:</p> <ul style="list-style-type: none"> <li>Automatic source optimisation &amp; base line correction</li> <li>200 – 1000 nm Range</li> <li>1 nm Bandwidth</li> <li>%T, Abs, Conc. (K factor, Multi standard up to 5) measuring modes</li> <li>Single Wavelength, Multi Wavelength, Scan (with multi scan facility), Time Scan operating modes</li> <li>Automatic 5 position sample changer</li> <li>Single Position 50/100 mm Cuvette Holder (Optional)</li> </ul>	
141	AIB	J-3 TF-319	Research Lab	PCR	BIO-RAD (T100 Thermal Cycler)	<p>100 thermal cycler offers an intuitive touch screen and reliable performance in a compact footprint for performing PCR</p> <p>Key Features:</p> <ul style="list-style-type: none"> <li>Save time programming with the intuitive touch screen</li> <li>Get superior results faster by optimizing your PCR assays in a single run using a thermal gradient</li> <li>Save valuable benchspace with the compact design</li> <li>Keep your protocols organized using personalized folders or a USB flash drive</li> <li>Get reliable performance for years with a robust design that protects the thermoelectric components of the cycler</li> </ul>	





**AMITY INSTITUTE OF BIOTECHNOLOGY (AIB)**

S.No	Institute	Block/ Room No	Name of Lab	Name of Instrument	Make/ Model	Technical Specifications	Image
142	AIB	J-3 TF-322	Research Lab	Micro Centrifuge	REMI (RM- 12C)	Remi RM-12C Micro Centrifuge (with 10x2 ml Angle Rotor head) Compact model is designed for routine work Digital speed indicator and 0-60 minute digital countdown timer	
143	AIB	J-3 TF-319	Research Lab	CO2 Incubator	Benchmark Scientific (MINI CELL)	Portable Mini Co2 Incubator: Smallest and most economical incubator for applications requiring CO2 gas control. Its small footprint makes the incubator ideal for use inside of biological safety cabinets, isolating sensitive cultures or for any laboratory simply trying to conserve bench space. With a thick layer of high efficiency insulation surrounding the chamber, the incubator is also ideal for transportation of cells. Once power has been disconnected, the incubator maintains temperature levels within 10% of the set parameter for up to 1 hour.	

**AMITY INSTITUTE OF BIOTECHNOLOGY (AIB)**

S.No	Institute	Block/ Room No	Name of Lab	Name of Instrument	Make/ Model	Technical Specifications	Image
144	AIB	J-3 TF-319	Research Lab	Inverted Microscope	Magnus (INVI)	<p><b>OPTICAL SYSTEM</b> Infinity corrected plan and Phase optics with Uniformly centred, interchangeable &amp; parfocal, Tropicalized anti-fungus treatment ensures image excellence for long periods in conditions favouring to fungus growth.</p> <p><b>OBJECTIVES</b> LWD Plan Infinite 4X,40X LWD Plan Infinite Phase PH10X,PH20X</p> <p><b>EYEPIECES</b> High-point, Extra wide-field eyepiece EW10x/22</p> <p><b>DIOPTER CORRECTION</b> Dioptric adjustment available on the left eyepiece tube</p> <p><b>OBSERVATION HEAD</b> Trinocular head inclined at 30 degree, Interpupillary distance 48mm - 75mm</p>	
145	AIB	J-3 TF-319	Research Lab	Micro Centrifuge	REMI (R-4C)	<p>R-4C Compact model is designed for routine work Digital speed indicator and 0-60 minute digital countdown timer Speed: 4400 Rpm Type Of Head: Swing Out Capacity: 200 MI</p>	




**AMITY INSTITUTE OF BIOTECHNOLOGY (AIB)**

S.No	Institute	Block/ Room No	Name of Lab	Name of Instrument	Make/ Model	Technical Specifications	Image
146	AIB	J-3 TF-319	Research Lab	Incubator	EDUDAP	Incubator maintains temperature level as required for Laboratory	
147	AIB	J-3 TF-319	Research Lab	Orbital Shaking Incubator	REMI (CIS 24 BL)	<p>Chamber Volume (Litres):180                      Max shaking Capacity:9 litres                      Platform Size: 18" x 20"                      External Dimensions W x D x H (cm): 70 x 78 x 125                      Temperature:5°C to 60° C (±0.5°C)                      Range (Accuracy):VS-02                      Supply: 220-240 Votts 50 Hz Single Phase</p>	




**AMITY INSTITUTE OF BIOTECHNOLOGY (AIB)**

S.No	Institute	Block/ Room No	Name of Lab	Name of Instrument	Make/ Model	Technical Specifications	Image
148	AIB	J-3 TF-319	Research Lab	Drying Oven	Drying Oven	Drying Oven for drying of Glasswares and Plasticwares etc	
149	AIB	J-3 TF-319	Research Lab	Soxhlet Extraction Unit	EDUDAP	Soxhlet Extraction Unit High quality Borosilicate Glass	
150	AIB	J-3 TF-319	Research Lab	Deep Freezer (-4° C)	Celfrost (-4° C)	Celfrost freezer Temperature Range: -4°C	

**AMITY INSTITUTE OF BIOTECHNOLOGY (AIB)**




S.No	Institute	Block/ Room No	Name of Lab	Name of Instrument	Make/ Model	Technical Specifications	Image
151	AIB	J-3 TF-320	Chemical Biology	HPLC	UFLC Shimadzu(LCLC-6AD)	<p>Pump: Binary isocratic pump,                      Injector: Injector with a 20 µL fixed loop and a SPD-20A Prominence UV-visible diode                      Detector: UV-Visible detector system                      Large Scale Preparative System (Automated Scale-up SystemTrap)                      Wide Range of Use from Analysis to Large-Scale Fractionation</p>	
152	AIB	J-3 TF-320	Chemical Biology	Rotary Evaporator	Buchi(B-4911/R-210)	<p>Bath Capacity: 4L                      Temperature Range: 20°C to 100°C                      Vacuum Controller V-850 for vacuum regulation to a specified setpoint                      Data transfer via USB interface                      Timer function for process interruption after a set time                      Library of 43 predetermined solvents                      Rotary evaporator with rotation control knob                      Automatic lift</p>	
153	AIB	J-3 TF-322	Research Lab	PCR	Applied Biosystem (2720 Thermal Cycler)	<p>The Applied Biosystems 2720 Thermal Cycler is a personal-sized 96-well thermal cycler ideal for both basic PCR and cycle-sequencing applications using 0.2 mL reaction tubes or 96-well reaction plates                      Platinum sensors provide:                      ♦ Wide temperature range: 4 °C to 99.9 °C                      ♦ Accuracy: ±0.25 °C from 35 °C to 99.9 °C                      ♦ Long term stability and high reliability</p>	

**AMITY INSTITUTE OF BIOTECHNOLOGY (AIB)**




S.No	Institute	Block/ Room No	Name of Lab	Name of Instrument	Make/ Model	Technical Specifications	Image
154	AIB	J-3 TF-322	Research Lab	CO2 Incubator	Eppendorf (Galaxy® 170 S CO2 Incubator)	<p>Galaxy® 170 S high-capacity CO<sub>2</sub> incubators can be conveniently placed on or under the bench or even double-stacked, making them ideal for a wide range of specialized applications. The 170 S is the standard model of the 170 series.</p> <p>Sealed inner glass door Reliable IR CO<sub>2</sub> sensor RS-232 communication port 25 mm access ports Low gas consumption Galaxy 170 S CO<sub>2</sub> incubators are high-capacity, 170 liter incubators that provide superior quality, outstanding performance, and intuitive operation</p>	
155	AIB	J-3 TF-322	Research Lab	Cold Centrifuge	REMI (NEYA 16R)	<p>REMI Neya 16 is designed considering the specific requirements of medical laboratories. Precise control of all run parameters helps in efficient results</p> <p>Max Speed (RPM): 15000 No of Programmes: 10 (Protected) Max Capacity (ml): 4 x 175 Max RCF (g): 21000</p>	
156	AIB	J-3 TF-322	Research Lab	Cryostat	Leica Biosystems (CM1520)	<p>Cryostat for routine histology and Mohs surgery</p> <p>The Leica CM1520 cryostat provides with designated storage shelves for samples, object holders, tools and an easily accessible ambient temperature storage</p> <p>Section thickness selection: 2 - 60 µm Maximum specimen speed: 55 x 55 mm Width (with handwheel): 730 mm (28.7 in) Vertical specimen stroke: 59 mm</p>	






**AMITY INSTITUTE OF BIOTECHNOLOGY (AIB)**

S.No	Institute	Block/ Room No	Name of Lab	Name of Instrument	Make/ Model	Technical Specifications	Image
157	AIB	J-3 TF-322	Research Lab	Inverted Biological Microscope	LMI (BM Smart)	Inverted Biological Microscope BM-Smart offers compact and sleek design, stable and reliable (T) type base unit with infinite optical system. Equipped with superior resolution, long working distance (infinite) phase contrast objectives, to deliver high quality images	
158	AIB	J-3 TF-322	Research Lab	Fluo-Prime Inverted Microscope	LMI (Fluo-Prime Inverted)	LMI-INVERTED fluorescence microscope , designed for convenient cell culture observation, to get details of cell growing process, internal spontaneous fluorescence phenomenon, living cell fluorescence transfection, protein transfer and etc.	
159	AIB	J-3 TF-322	Research Lab	Lyophilizer	Labconco (Freezone 2.5)	Collector Temperature: -50°C, -58°F Ice Holding Capacity: 2.5 L Options Included: PTFE-Coated Collector Plug Type: North America, 230 volt Style: Benchtop	




**AMITY INSTITUTE OF BIOTECHNOLOGY (AIB)**

S.No	Institute	Block/ Room No	Name of Lab	Name of Instrument	Make/ Model	Technical Specifications	Image
160	AIB	J-3 TF-322	Research Lab	Microscope	LMI (SZM 167)	<p>LMI SZM-167 Compact and streamlined style, correspond with ergonomic design The new design of the optical system, it improved image quality to new levels, a greater range of clear and high resolution. Wide field of vision, a large zoom ratio, long working distance Integrated design of LED lighting and stand</p> <ul style="list-style-type: none"> <li>■ All optical components are through special processing and coated with special film, formed a high-quality flat and good contrast optical images in the wide field. Especially in the peripheral visual field, it is more bright and clear.</li> <li>■ Zoom objective lens 0.67X~4.5X (6.7:1), standard magnification 6.7X~45X. Use optional auxiliary lens, the magnification can be 2X~225X.</li> </ul>	
161	AIB	J-3 TF-322	Research Lab	Coaxial Research Binocular Microscope	COSLAB (Coaxial Research Binocular Microscope)	Coslab Coaxial Research Binocular Microscope	
162	AIB	J-3 TF-322	Research Lab	Ultra Low Deep Freezer -70° C	Ultra Low Deep Freezer -70° C	Temperature Range: -70° C	




**AMITY INSTITUTE OF BIOTECHNOLOGY (AIB)**

S.No	Institute	Block/ Room No	Name of Lab	Name of Instrument	Make/ Model	Technical Specifications	Image
163	AIB	J-3 TF-322	Research Lab	Centrifuge		High Speed centrifuge for Lab use	
164	AIB	J-3 TF-322	Research Lab	Electrophoresis Unit	Genetix Biotech (GX 300)	Electrophoresis system is a cost-effective Easy to Use	
165	AIB	J-3 TF-322	Research Lab	Sonicator	PCI Analytics	<p>Salient Features:</p> <p>Easy to operate &amp; made of one piece SS Tank.</p> <p>Digital tuning of transducers with generators to avoid any frequency shifted even during demanding applications.</p> <p>Compact, rugged and highly durable systems. 0 Extensively protected electronic circuits means longer and safer operations.</p> <p>Operating frequency <math>33 \pm 3</math> KHZ, for all general purpose cleaning is highly recommended.</p>	





**AMITY INSTITUTE OF BIOTECHNOLOGY (AIB)**

S.No	Institute	Block/ Room No	Name of Lab	Name of Instrument	Make/ Model	Technical Specifications	Image
166	AIB	J-3 TF-322	Research Lab	Deep Freezer (-20° C)	Celfrost (-20° C)	Celfrost freezer Temperature Range: -20°C	
167	AIB	J-3 TF-322	Research Lab	Hot Air Oven	NISCO	Hot air oven for sterilization	
168	AIB	J-3 TF-322	Research Lab	Refrigerated Centrifuge	Eppendorf ( 5430 R)	<p>Features and Benefits</p> <ul style="list-style-type: none"> <li>Max. rotor capacity: 48 × 1.5/2.0 mL, 6 × 50 mL, 2 × MTP</li> <li>Max. speed: 30,130 × g (17,500?rpm)</li> <li>Remarkable versatility with 12 different rotors</li> <li>Soft-touch one-finger lid closure for ergonomic operation</li> <li>Menu-driven, multi lingual operation menu (English, German, French, Spanish) with large backlit display</li> <li>5 program keys for easy access to routine programs</li> <li>Saves up to 50 user-defined programs</li> <li>Automatic rotor recognition and imbalance detection for maximum operational safety</li> <li>Eppendorf QuickLock – System for quickly opening and closing the rotor lid</li> </ul> <p>Special features for Centrifuge 5430 R</p> <ul style="list-style-type: none"> <li>Temperature range: -11 C to 40 deg. C</li> <li>The patented compressor technology reduces vibrations and protects your</li> </ul>	

**AMITY INSTITUTE OF BIOTECHNOLOGY (AIB)**

S.No	Institute	Block/ Room No	Name of Lab	Name of Instrument	Make/ Model	Technical Specifications	Image
169	AIB	J-3 TF-322	Research Lab	Micro Centrifuge	TARSONS (SPINWIN™ MC-03)	Micro Centrifuge Built to accommodate PCR tubes and micro centrifuges for seamless separations. With safety lid lock and lid drop protection, these centrifuges have a fully digital display. Equipped with automatic lid opening to prevent sample over heating, this centrifuge is for sensitive operations.	
170	AIB	J-3 TF-322	Research Lab	PCR (Thermal Cycler)	HIMEDIA (PRIMA-96)	DNA Cloning □ Genetic Engineering □ Sequencing □ DNA based 'phylogeny' □ Hereditary diseases □ Genetic fingerprints (forensic) □ Diagnosis of 'infectious	
171	AIB	J-3 TF-322	Research Lab	Water Bath	Julabo	MICROPROCESSOR technology with PID temperature control Bright MULTI-DISPLAY (LED) Seamless, splash-proof keypad Splash-proof mains switch Electronic timer for setting the running time (0:01 to 9:59 h:min) On-line communication via built-in RS232 interface Early warning system with high and low temperature limits Drain screw for conveniently emptying the bath Dry-running protection / safety temperature fixed at 130 °C Wide range of accessories including lift-up Makrolon bath cover available EasyTemp control software is available free of charge Removable shaking carriage Shaking frequency adjustable from 20 to 200 rpm Shaking frequency indicated on MULTI-DISPLAY (LED) Shaking stroke 15 mm With integrated circulation pump	




**Amity Institute of Anthropology (AIA)**




S.No	Institute	Block Room No	Name of Lab	Name of Instrument	Make/Model	Technical Specifications	Image
1	Amity Institute of Anthropology	L3 Block Ground Floor	Research Lab	Microspin Centrifuge	Eltek (Microspin TC 4815 D)	Max. Speed : 16000 RPM Max. RCF : 17600xg Max. Tube Size : 5 ml Max. Capacity : 48 ml	
2	Amity Institute of Anthropology	L3 Block Ground Floor	Research Lab	Centrifuge	HITACHI (CT 15 RE)	Maximum Speed 15000 rpm Height 250 mm CT15RE: 300mm Length 320 mm CT15RE: 520mm Weight 17 kg CT15RE: 40kg Width 240 mm CT15RE: 290mm	
3	Amity Institute of Anthropology	L3 Block Ground Floor	Research Lab	Cooling Centrifuge	REMI(R-8C)	Max. Speed : 6000-16000 rpm Max. RCF: 5070-16600 'g' Max. Capacity:400-40 ml Digital timer range-0-59Min	
4	Amity Institute of Anthropology	L3 Block Ground Floor	Research Lab	Water Bath Incubator Shaker		Top Lid: GABLED DOME LID made of Stainless Steel Temperature: Controlled by microprocessor based digital temperature indicator cum controller. Temperature Display: Digital LED with set value (SV) & process value (PV). Shaking Speed: 40 to 140 cycles/min. Shaking Speed: Controlled by speed regulator	









**Amity Institute of Microbial Technology (AIMT)**

S.No	Institute	Block Room No	Name of Lab	Name of Instrument	Make/ Model	Technical Specifications	Image
12	Amity Institute of Microbial Technology	BLOCK-E3, 4th Floor, Room No. 401	Plant Pathogen Interaction Lab	Confocal Microscope (Resonant Scanning Confocal System)	Nikon (A1R+)	<p><b>Confocal Microscope (Resonant Scanning Confocal System) Nikon (A1R+):</b>                      Scan head input/output port- 2 laser input ports 3 signal output ports for standard, spectral and optional detector*1                      Laser-LU-N3 3-laser unit 405 nm, 488 nm, 561nm lasers are installed ; built-in AOTF                      4-laser unit 405 nm, 488 nm, 561nm,640nm laser are installed;built-in AOTF                      *Use LU-N4S when using the spectral detector                      LU-NV series laser unit Compatible lasers : 405 nm, 445 nm, 458nm,488nm,514nm,532nm,561nm,594nm,640nm,647nm ; built-in AOTF                      Standard fluorescence detector Wavelength 400-750 nm                      Detector A1-DU4 4 Detector Unit: 4 standard PMTs A1-DUG GaAsP Multi Detector Unit: 2 GaAsP PMTs + 2 standard PMTs                      Filter cube 6 filter cubes commonly used for a microscope mountable on each of three filter wheels Recommended wavelengths: 450/50, 482/35, 515/30, 525/50, 540/30, 550/49, 585/65, 595/50, 700/75                      Diascopic detector (option) Wavelength 485-650 nm                      FOV Square inscribed in a ø18 mm circle                      Image bit depth 4096 gray intensity levels (12 bit)                      Scan head Standard image acquisition Scanner: galvano scanner x2 Pixel size: max. 4096 x 4096 pixels Scanning speed: Standard mode: 2 fps (512 x 512 pixels, bi-direction), 24 fps (512 x 32 pixels, bi-direction) Fast mode: 10 fps (512 x 512 pixels, bi-direction), 130 fps (512 x 32 pixels, bi-direction)*2                      Zoom: 1-1000x continuously variable Scanning mode: X-Y, X-T, X-Z, XY rotation, Free line                      High-speed image acquisition Scanner: resonant scanner (X-axis, resonance frequency 7.8 KHz), galvano scanner (Y-axis) Pixel size: max. 512 x 512 pixels Scanning speed: 30 fps (512 x 512 pixels) to 420 fps (512 x 32 pixels), 15,600 lines/sec (line speed) Zoom: 7 steps (1x, 1.5x, 2x, 3x, 4x, 6x, 8x)                      Scanning mode: X-Y, X-T, X-Z Acquisition method: Standard image acquisition, High-speed image acquisition, Simultaneous photoactivation and image acquisition                      Dichroic mirror Low-angle incidence method, Position: 8 Standard filter: 405/488, 405/488/561, 405/488/561/638, 405/488/543/638, 457/514, BS20/80 Optional filter: 457/514/561                      Pinhole 12-256 µm variable (1st image plane)                      Spectral detector*3                      (option) Number of channels 32 channels                      Wavelength detection range 400-750 nm                      Spectral image acquisition speed 4 fps (256 x 256 pixels), 1000 lps Pixel size: max. 2048 x 2048                      Wavelength resolution 80 nm (2.5 nm), 192 nm (6 nm), 320 nm (10 nm)                      Wavelength range variable in 0.25 nm steps                      Unmixing High-speed unmixing, Precision unmixing                      Z step Ti-E: 0.025 µm, FN1 stepping motor: 0.05 µm Ni-E: 0.025 µm                      Compatible microscopes ECLIPSE Ti-E inverted microscope, ECLIPSE FN1 fixed stage microscope, ECLIPSE Ni-E upright microscope (focusing nosepiece type and focusing stage type)                      Option Motorized XY stage (for Ti-E/Ni-E), High-speed Z stage (for Ti-E), High-speed piezo objective-positioning system (for FN1/Ni-E)                      Software Display/image generation 2D analysis, 3D volume rendering/orthogonal, 4D analysis, spectral unmixing                      Image format JP2, JPG, TIFF, BMP, GIF, PNG, ND2, JFF, JTF, AVI, ICS/IDS                      Application FRAP, FLIP, FRET(option), photoactivation, three-dimensional time-lapse imaging, multipoint time-lapse imaging, colocalization                      Control software OS: Microsoft Windows® 7, 8, 10, 11, 12, 13, 14, 15, 16, 17, 18, 19, 20, 21, 22, 23, 24, 25, 26, 27, 28, 29, 30, 31, 32, 33, 34, 35, 36, 37, 38, 39, 40, 41, 42, 43, 44, 45, 46, 47, 48, 49, 50, 51, 52, 53, 54, 55, 56, 57, 58, 59, 60, 61, 62, 63, 64, 65, 66, 67, 68, 69, 70, 71, 72, 73, 74, 75, 76, 77, 78, 79, 80, 81, 82, 83, 84, 85, 86, 87, 88, 89, 90, 91, 92, 93, 94, 95, 96, 97, 98, 99, 100, 101, 102, 103, 104, 105, 106, 107, 108, 109, 110, 111, 112, 113, 114, 115, 116, 117, 118, 119, 120, 121, 122, 123, 124, 125, 126, 127, 128, 129, 130, 131, 132, 133, 134, 135, 136, 137, 138, 139, 140, 141, 142, 143, 144, 145, 146, 147, 148, 149, 150, 151, 152, 153, 154, 155, 156, 157, 158, 159, 160, 161, 162, 163, 164, 165, 166, 167, 168, 169, 170, 171, 172, 173, 174, 175, 176, 177, 178, 179, 180, 181, 182, 183, 184, 185, 186, 187, 188, 189, 190, 191, 192, 193, 194, 195, 196, 197, 198, 199, 200, 201, 202, 203, 204, 205, 206, 207, 208, 209, 210, 211, 212, 213, 214, 215, 216, 217, 218, 219, 220, 221, 222, 223, 224, 225, 226, 227, 228, 229, 230, 231, 232, 233, 234, 235, 236, 237, 238, 239, 240, 241, 242, 243, 244, 245, 246, 247, 248, 249, 250, 251, 252, 253, 254, 255, 256, 257, 258, 259, 260, 261, 262, 263, 264, 265, 266, 267, 268, 269, 270, 271, 272, 273, 274, 275, 276, 277, 278, 279, 280, 281, 282, 283, 284, 285, 286, 287, 288, 289, 290, 291, 292, 293, 294, 295, 296, 297, 298, 299, 300, 301, 302, 303, 304, 305, 306, 307, 308, 309, 310, 311, 312, 313, 314, 315, 316, 317, 318, 319, 320, 321, 322, 323, 324, 325, 326, 327, 328, 329, 330, 331, 332, 333, 334, 335, 336, 337, 338, 339, 340, 341, 342, 343, 344, 345, 346, 347, 348, 349, 350, 351, 352, 353, 354, 355, 356, 357, 358, 359, 360, 361, 362, 363, 364, 365, 366, 367, 368, 369, 370, 371, 372, 373, 374, 375, 376, 377, 378, 379, 380, 381, 382, 383, 384, 385, 386, 387, 388, 389, 390, 391, 392, 393, 394, 395, 396, 397, 398, 399, 400, 401, 402, 403, 404, 405, 406, 407, 408, 409, 410, 411, 412, 413, 414, 415, 416, 417, 418, 419, 420, 421, 422, 423, 424, 425, 426, 427, 428, 429, 430, 431, 432, 433, 434, 435, 436, 437, 438, 439, 440, 441, 442, 443, 444, 445, 446, 447, 448, 449, 450, 451, 452, 453, 454, 455, 456, 457, 458, 459, 460, 461, 462, 463, 464, 465, 466, 467, 468, 469, 470, 471, 472, 473, 474, 475, 476, 477, 478, 479, 480, 481, 482, 483, 484, 485, 486, 487, 488, 489, 490, 491, 492, 493, 494, 495, 496, 497, 498, 499, 500, 501, 502, 503, 504, 505, 506, 507, 508, 509, 510, 511, 512, 513, 514, 515, 516, 517, 518, 519, 520, 521, 522, 523, 524, 525, 526, 527, 528, 529, 530, 531, 532, 533, 534, 535, 536, 537, 538, 539, 540, 541, 542, 543, 544, 545, 546, 547, 548, 549, 550, 551, 552, 553, 554, 555, 556, 557, 558, 559, 560, 561, 562, 563, 564, 565, 566, 567, 568, 569, 570, 571, 572, 573, 574, 575, 576, 577, 578, 579, 580, 581, 582, 583, 584, 585, 586, 587, 588, 589, 590, 591, 592, 593, 594, 595, 596, 597, 598, 599, 600, 601, 602, 603, 604, 605, 606, 607, 608, 609, 610, 611, 612, 613, 614, 615, 616, 617, 618, 619, 620, 621, 622, 623, 624, 625, 626, 627, 628, 629, 630, 631, 632, 633, 634, 635, 636, 637, 638, 639, 640, 641, 642, 643, 644, 645, 646, 647, 648, 649, 650, 651, 652, 653, 654, 655, 656, 657, 658, 659, 660, 661, 662, 663, 664, 665, 666, 667, 668, 669, 670, 671, 672, 673, 674, 675, 676, 677, 678, 679, 680, 681, 682, 683, 684, 685, 686, 687, 688, 689, 690, 691, 692, 693, 694, 695, 696, 697, 698, 699, 700, 701, 702, 703, 704, 705, 706, 707, 708, 709, 710, 711, 712, 713, 714, 715, 716, 717, 718, 719, 720, 721, 722, 723, 724, 725, 726, 727, 728, 729, 730, 731, 732, 733, 734, 735, 736, 737, 738, 739, 740, 741, 742, 743, 744, 745, 746, 747, 748, 749, 750, 751, 752, 753, 754, 755, 756, 757, 758, 759, 760, 761, 762, 763, 764, 765, 766, 767, 768, 769, 770, 771, 772, 773, 774, 775, 776, 777, 778, 779, 780, 781, 782, 783, 784, 785, 786, 787, 788, 789, 790, 791, 792, 793, 794, 795, 796, 797, 798, 799, 800, 801, 802, 803, 804, 805, 806, 807, 808, 809, 810, 811, 812, 813, 814, 815, 816, 817, 818, 819, 820, 821, 822, 823, 824, 825, 826, 827, 828, 829, 830, 831, 832, 833, 834, 835, 836, 837, 838, 839, 840, 841, 842, 843, 844, 845, 846, 847, 848, 849, 850, 851, 852, 853, 854, 855, 856, 857, 858, 859, 860, 861, 862, 863, 864, 865, 866, 867, 868, 869, 870, 871, 872, 873, 874, 875, 876, 877, 878, 879, 880, 881, 882, 883, 884, 885, 886, 887, 888, 889, 890, 891, 892, 893, 894, 895, 896, 897, 898, 899, 900, 901, 902, 903, 904, 905, 906, 907, 908, 909, 910, 911, 912, 913, 914, 915, 916, 917, 918, 919, 920, 921, 922, 923, 924, 925, 926, 927, 928, 929, 930, 931, 932, 933, 934, 935, 936, 937, 938, 939, 940, 941, 942, 943, 944, 945, 946, 947, 948, 949, 950, 951, 952, 953, 954, 955, 956, 957, 958, 959, 960, 961, 962, 963, 964, 965, 966, 967, 968, 969, 970, 971, 972, 973, 974, 975, 976, 977, 978, 979, 980, 981, 982, 983, 984, 985, 986, 987, 988, 989, 990, 991, 992, 993, 994, 995, 996, 997, 998, 999, 1000, 1001, 1002, 1003, 1004, 1005, 1006, 1007, 1008, 1009, 1010, 1011, 1012, 1013, 1014, 1015, 1016, 1017, 1018, 1019, 1020, 1021, 1022, 1023, 1024, 1025, 1026, 1027, 1028, 1029, 1030, 1031, 1032, 1033, 1034, 1035, 1036, 1037, 1038, 1039, 1040, 1041, 1042, 1043, 1044, 1045, 1046, 1047, 1048, 1049, 1050, 1051, 1052, 1053, 1054, 1055, 1056, 1057, 1058, 1059, 1060, 1061, 1062, 1063, 1064, 1065, 1066, 1067, 1068, 1069, 1070, 1071, 1072, 1073, 1074, 1075, 1076, 1077, 1078, 1079, 1080, 1081, 1082, 1083, 1084, 1085, 1086, 1087, 1088, 1089, 1090, 1091, 1092, 1093, 1094, 1095, 1096, 1097, 1098, 1099, 1100, 1101, 1102, 1103, 1104, 1105, 1106, 1107, 1108, 1109, 1110, 1111, 1112, 1113, 1114, 1115, 1116, 1117, 1118, 1119, 1120, 1121, 1122, 1123, 1124, 1125, 1126, 1127, 1128, 1129, 1130, 1131, 1132, 1133, 1134, 1135, 1136, 1137, 1138, 1139, 1140, 1141, 1142, 1143, 1144, 1145, 1146, 1147, 1148, 1149, 1150, 1151, 1152, 1153, 1154, 1155, 1156, 1157, 1158, 1159, 1160, 1161, 1162, 1163, 1164, 1165, 1166, 1167, 1168, 1169, 1170, 1171, 1172, 1173, 1174, 1175, 1176, 1177, 1178, 1179, 1180, 1181, 1182, 1183, 1184, 1185, 1186, 1187, 1188, 1189, 1190, 1191, 1192, 1193, 1194, 1195, 1196, 1197, 1198, 1199, 1200, 1201, 1202, 1203, 1204, 1205, 1206, 1207, 1208, 1209, 1210, 1211, 1212, 1213, 1214, 1215, 1216, 1217, 1218, 1219, 1220, 1221, 1222, 1223, 1224, 1225, 1226, 1227, 1228, 1229, 1230, 1231, 1232, 1233, 1234, 1235, 1236, 1237, 1238, 1239, 1240, 1241, 1242, 1243, 1244, 1245, 1246, 1247, 1248, 1249, 1250, 1251, 1252, 1253, 1254, 1255, 1256, 1257, 1258, 1259, 1260, 1261, 1262, 1263, 1264, 1265, 1266, 1267, 1268, 1269, 1270, 1271, 1272, 1273, 1274, 1275, 1276, 1277, 1278, 1279, 1280, 1281, 1282, 1283, 1284, 1285, 1286, 1287, 1288, 1289, 1290, 1291, 1292, 1293, 1294, 1295, 1296, 1297, 1298, 1299, 1300, 1301, 1302, 1303, 1304, 1305, 1306, 1307, 1308, 1309, 1310, 1311, 1312, 1313, 1314, 1315, 1316, 1317, 1318, 1319, 1320, 1321, 1322, 1323, 1324, 1325, 1326, 1327, 1328, 1329, 1330, 1331, 1332, 1333, 1334, 1335, 1336, 1337, 1338, 1339, 1340, 1341, 1342, 1343, 1344, 1345, 1346, 1347, 1348, 1349, 1350, 1351, 1352, 1353, 1354, 1355, 1356, 1357, 1358, 1359, 1360, 1361, 1362, 1363, 1364, 1365, 1366, 1367, 1368, 1369, 1370, 1371, 1372, 1373, 1374, 1375, 1376, 1377, 1378, 1379, 1380, 1381, 1382, 1383, 1384, 1385, 1386, 1387, 1388, 1389, 1390, 1391, 1392, 1393, 1394, 1395, 1396, 1397, 1398, 1399, 1400, 1401, 1402, 1403, 1404, 1405, 1406, 1407, 1408, 1409, 1410, 1411, 1412, 1413, 1414, 1415, 1416, 1417, 1418, 1419, 1420, 1421, 1422, 1423, 1424, 1425, 1426, 1427, 1428, 1429, 1430, 1431, 1432, 1433, 1434, 1435, 1436, 1437, 1438, 1439, 1440, 1441, 1442, 1443, 1444, 1445, 1446, 1447, 1448, 1449, 1450, 1451, 1452, 1453, 1454, 1455, 1456, 1457, 1458, 1459, 1460, 1461, 1462, 1463, 1464, 1465, 1466, 1467, 1468, 1469, 1470, 1471, 1472, 1473, 1474, 1475, 1476, 1477, 1478, 1479, 1480, 1481, 1482, 1483, 1484, 1485, 1486, 1487, 1488, 1489, 1490, 1491, 1492, 1493, 1494, 1495, 1496, 1497, 1498, 1499, 1500, 1501, 1502, 1503, 1504, 1505, 1506, 1507, 1508, 1509, 1510, 1511, 1512, 1513, 1514, 1515, 1516, 1517, 1518, 1519, 1520, 1521, 1522, 1523, 1524, 1525, 1526, 1527, 1528, 1529, 1530, 1531, 1532, 1533, 1534, 1535, 1536, 1537, 1538, 1539, 1540, 1541, 1542, 1543, 1544, 1545, 1546, 1547, 1548, 1549, 1550, 1551, 1552, 1553, 1554, 1555, 1556, 1557, 1558, 1559, 1560, 1561, 1562, 1563, 1564, 1565, 1566, 1567, 1568, 1569, 1570, 1571, 1572, 1573, 1574, 1575, 1576, 1577, 1578, 1579, 1580, 1581, 1582, 1583, 1584, 1585, 1586, 1587, 1588, 1589, 1590, 1591, 1592, 1593, 1594, 1595, 1596, 1597, 1598, 1599, 1600, 1601, 1602, 1603, 1604, 1605, 1606, 1607, 1608, 1609, 1610, 1611, 1612, 1613, 1614, 1615, 1616, 1617, 1618, 1619, 1620, 1621, 1622, 1623, 1624, 1625, 1626, 1627, 1628, 1629, 1630, 1631, 1632, 1633, 1634, 1635, 1636, 1637, 1638, 1639, 1640, 1641, 1642, 1643, 1644, 1645, 1646, 1647, 1648, 1649, 1650, 1651, 1652, 1653, 1654, 1655, 1656, 1657, 1658, 1659, 1660, 1661, 1662, 1663, 1664, 1665, 1666, 1667, 1668, 1669, 1670, 1671, 1672, 1673, 1674, 1675, 1676, 1677, 1678, 1679, 1680, 1681, 1682, 1683, 1684, 1685, 1686, 1687, 1688, 1689, 1690, 1691, 1692, 1693, 1694, 1695, 1696, 1697, 1698, 1699, 1700, 1701, 1702, 1703, 1704, 1705, 1706, 1707, 1708, 1709, 1710, 1711, 1712, 1713, 1714, 1715, 1716, 1717, 1718, 1719, 1720, 1721, 1722, 1723, 1724, 1725, 1726, 1727, 1728, 1729, 1730, 1731, 1732, 1733, 1734, 1735, 1736, 1737, 1738, 1739, 1740, 1741, 1742, 1743, 1744, 1745, 1746, 1747, 1748, 1749, 1750, 1751, 1752, 1753, 1754, 1755, 1756, 1757, 1758, 1759, 1760, 1761, 1762, 1763, 1764, 1765, 1766, 1767, 1768, 1769, 1770, 1771, 1772, 1773, 1774, 1775, 1776, 1777, 1778, 1779, 1780, 1781, 1782, 1783, 1784, 1785, 1786, 1787, 1788, 1789, 1790, 1791, 1792, 1793, 1794, 1795, 1796, 1797, 1798, 1799, 1800, 1801, 1802, 1803, 1804, 1805, 1806, 1807, 1808, 1809, 1810, 1811, 1812, 1813, 1814, 1815, 1816, 1817, 1818, 1819, 1820, 1821, 1822, 1823, 1824, 1825, 1826, 1827, 1828, 1829, 1830, 1831, 1832, 1833, 1834, 1835, 1836, 1837, 1838, 1839, 1840, 1841, 1842, 1843, 1844, 1845, 1846, 1847, 1848, 1849, 1850, 1851, 1852, 1853, 1854, 1855, 1856, 1857, 1858, 1859, 1860, 1861, 1862, 1863, 1864, 1865, 1866, 1867, 1868, 1869, 1870, 1871, 1872, 1873, 1874, 1875, 1876, 1877, 1878, 1879, 1880, 1881, 1882, 1883, 1884, 1885, 1886, 1887, 1888, 1889, 1890, 1891, 1892, 1893, 1894, 1895, 1896, 1897, 1898, 1899, 1900, 1901, 1902, 1903, 1904, 1905, 1906, 1907, 1908, 1909, 1910, 1911, 1912, 1913, 1914, 1915, 1916, 1917, 1918, 1919, 1920, 1921, 1922, 1923, 1924, 1925, 1926, 1927, 1928, 1929, 1930, 1931, 1932, 1933, 1934, 1935, 1936, 1937, 1938, 1939, 1940, 1941, 1942, 1943, 1944, 1945, 1946, 1947, 1948, 1949, 1950, 1951, 1952, 1953, 1954, 1955, 1956, 1957, 1958, 1959, 1960, 1961, 1962, 1963, 1964, 1965, 1966, 1967, 1968, 1969, 1970, 1971, 1972, 1973, 1974, 1975, 1976, 1977, 1978, 1979, 1980, 1981, 1982, 1983, 1984, 1985, 1986, 1987, 1988, 1989, 1990, 1991, 1992, 1993, 1994, 1995, 199</p>	




S.No	Institute	Block Room No	Name of Lab	Name of Instrument	Make/ Model	Technical Specifications	Image
1	Amity Institute of Microbial Technology	BLOCK-E3, 4th Floor, Room No. 402	Research Lab	Gel Documentation System	Biosync Teknology	<p>Camera:-Digital, single-lens reflex, AF/AE camera with built-in flash with APS-C size CMOS sensor</p> <p>Zoom:-12X Optical Zoom and 4X Digital Zoom</p> <p>Lens:-6.0-72.0 mm f/2.7-3.5 (35 mm film equivalent: 36-432 mm)</p> <p>Focusing range:-Normal: 1.6 ft./50 cm-infinity (WIDE), 3.0 ft./90 cm-infinity (TELE), Macro: 3.9 in. 1.6 ft./10-50 cm (W)</p> <p>Rechargeable AA-size NiMH Battery</p> <p>USB 2.0 Hi-Speed (mini-B jack)</p> <p>Max Gel:-size 20X20 cm</p> <p>Image Storage:-SD Memory Card, SDHC Memory Card, Multi Media Card or directly on PC</p>	
2	Amity Institute of Microbial Technology	BLOCK-E3, 4th Floor, Room No. 401	Plant Pathogen Interaction Lab	Centrifuge	Scanspeed /1580 R	<ul style="list-style-type: none"> <li>• Multi-purpose high-speed centrifuge(1580R/refrigerated).</li> <li>• Wide range of rotors for a variety of tubes including microtubes.</li> <li>• Temperature settings from -20C to ambient.</li> <li>• "Fast Cool" function for rapid cooling.</li> <li>• Automatic identification of a rotor.</li> <li>• Automatic alarm system for imbalance, over-heat and over-speed.</li> <li>• 5 acceleration and 5 deceleration ramps for sensitive samples.</li> <li>• Program memory for up to 100 programs.</li> <li>• Automatic door release(1580).</li> <li>• Pulse spin button.</li> <li>• Max. RPM 15,000 RPM</li> <li>• Max. capacity 80 x 15 MI</li> <li>• Microprocessor controlled</li> <li>• Run time ≤ 9 hour 59 min or continuous</li> </ul>	
3	Amity Institute of Microbial Technology	BLOCK-E3, 4th Floor, Room No. 401	Plant Pathogen Interaction Lab	Fermentor	Bioage	Industrial Scale Fermentor	

S.No	Institute	Block Room No	Name of Lab	Name of Instrument	Make/ Model	Technical Specifications	Image
4	Amity Institute of Microbial Technology	BLOCK-E3, 4th Floor, Room No. 401	Plant Pathogen Interaction Lab	Agrose Gel Electrophoresis	Bio-Rad /PowerPac HV 5000V	The PowerPac HV electrophoresis power supply supports an output of 5,000 V, 500 mA, and 400 W. Suitable for all high-voltage applications, it is ideal for IEF and DNA sequencing.	
5	Amity Institute of Microbial Technology	BLOCK-E3, 4th Floor, Room No. 403	Microscopy, Incubator and Plant Tissue Culture Lab	Rotary Shaker	REMI	Platform type mounted on Heavy Duty MS angle frame fitted with heavy cast Iron pulleys. Electrically driven PMDC Motor offering rotary shaking action at fixed speed of 200 rpm or variable speed from 50 to 200 rpm. Flexible spring action lotus shaped clamps: one tray is provided for holding flasks of 500 ml.	
6	Amity Institute of Microbial Technology	BLOCK-E3, 4th Floor, Room No. 403	Microscopy, Incubator and Plant Tissue Culture Lab	SHAKER	REMI (CIS - 24 Plus)	<p>Inner Chamber S.S. 304 &amp; Outer chamber M.S. powder coated with Plexi glass inner door</p> <ul style="list-style-type: none"> <li>• Variable speed from 20 RPM to 250 RPM</li> <li>• Digital display of speed with preset facility</li> <li>• Shaking amplitude 25 mm</li> </ul> <p>Chamber Volume (Litres):180  Max shaking Capacity:9 litres  Platform Size:18" x 20"  External Dimensions :70 x 78 x 125  W x D x H (cm)  Temperature Range (Accuracy):5°C to 60° C (±0.5°C)</p>	




S.No	Institute	Block Room No	Name of Lab	Name of Instrument	Make/ Model	Technical Specifications	Image
7	Amity Institute of Microbial Technology	BLOCK-E3, 4th Floor, Room No. 406	Analytical Lab	HPLC	Elite Labchrom (LC 2130)	<p>Microprocessor controlled, self-aspirating, serial configuration dual pump with high flow constancy and integrated reliability control. Especially well-suited to semi-micro (2 mm i.d.) and normal bore columns up to high speed chromatography applications.</p> <p>Flow rate range: 0.001-10 ml/min  Max. pressure: 400 bar (5 ml/min), 200 bar (5-10 ml/min)  Control through EZChrom Elite , other chromatography data systems or via optional keypad  Special functions include system flush programme, delayed pump stop, programme link, constant pressure mode, leak sensor, maintenance logbook, 4 time programmable event contacts, analogue pressure output  Upgrade for gradient operation with optional gradient accessories</p> <p>The Inert Pump L-2130i is fitted with an inert pump head of PEEK material, which reduce pressure to 27.6 MPa ( - 5ml/min) and 13.8 MPa ( 5-10 ml/min)</p>	
8	Amity Institute of Microbial Technology	BLOCK-E3, 4th Floor, Room No. 406	Analytical Lab	Double Beam UV-VIS Spectrophotometer	Labtronics (L-2200)	<p>Wavelength Range:-190-1100 nm  Spectral Bandwidth:-1 nm  Working Mode:-T,A,C,E  Optical System:-Double beam  Scanning Speed:-Fast / Medium / Slow  Photometric Range:-0.3 - 3.5 A, 0 to 220 %T  Wavelength Accuracy:-+0.3 nm  Photometric Accuracy:-+ 0.3% T (0-100% T)/ +0.002 A (0-0.1 A)  Detector:-Dual Silicon Photodiode  Display:-6 inches high light blue LCD  Power:-AC:220V + 10%, 50 Hz.</p>	
9	Amity Institute of Microbial Technology	BLOCK-E3, 4th Floor, Room No. 406	Analytical Lab	UV-VIS Spectrophotometer	Shimadzu (UV-1800)	<p>Wavelength range :-190 to 1100nm  Spectral bandwidth:- 1nm (190 to 1100nm)  Wavelength display 0.1-nm increments  Wavelength accuracy <math>\pm 0.1</math>nm at 656.1nm D2  <math>\pm 0.3</math>nm (190 to 1100nm)  Wavelength repeatability <math>\pm 0.1</math>nm  Photometric system Double Beam  Photometric range Absorbance: -4 to 4 Abs  Transmittance: 0% to 400%</p>	




S.No	Institute	Block Room No	Name of Lab	Name of Instrument	Make/ Model	Technical Specifications	Image
10	Amity Institute of Microbial Technology	BLOCK-E3, 4th Floor, Room No. 405	Bioprocess Lab	Orbital Shaker	Lab Companion /SKC-7200	<p>The Lab Companion Orbital Platform Shaker (19mm Orbit) has an innovative triple-cam shaking mechanism and offers a reliable performance across a wide speed range. Specially designed to carry out heavy-duty and trouble-free operations continuously. Special acceleration and deceleration circuitry:</p> <p>Low-profile design (122 mm high) minimizing vibration or sliding caused by the high speed shaking motion.</p> <p>Control System: Feedback control PID</p> <p>Display: VFD</p> <p>Shaking System</p> <p>Motion type: Orbital</p> <p>Frequency (RPM): 30 to 500</p> <p>Rpm Control at 100rpm: ±1</p> <p>Orbit size (mm / inch, dia): 50 / 1.96</p>	
11	Amity Institute of Microbial Technology	BLOCK-E3, 4th Floor, Room No. 405	Bioprocess Lab	Refrigerator -20°C	SAMSUNG	<p>23 cu. ft. French Door Refrigerator</p> <p>Counter-Depth Design</p> <p>Large Capacity</p> <p>Twin Cooling Plus™ System</p> <p>LED Lighting</p>	
13	Amity Institute of Microbial Technology	BLOCK-E3, 4th Floor, Room No. 402	Plant Pathogen Interaction Lab	Real Time -PCR	BIO-RAD CFX-96	<p>The CFX96™ optical reaction module converts the C1000 Touch™ thermal cycler chassis into the powerful and precise CFX96 Touch real-time PCR detection system. This six-channel system combines advanced optical technology with precise thermal control to deliver sensitive, reliable detection. Quickly set up runs and monitor amplification traces in real time on the integrated LCD touch screen. With up to five-target detection, unsurpassed thermal cycler performance, unrivaled stand-alone functionality, and powerful yet easy-to-use software, the CFX96 Touch system is designed to advance your qPCR.</p>	









S.No	Institute	Block Room No	Name of Lab	Name of Instrument	Make/ Model	Technical Specifications	Image
14	Amity Institute of Microbial Technology	BLOCK-E3, 4th Floor, Room No. 408	Sophisticated Instruments	Particle size & zeta potential analyser	ZEN3690/Malvern	To measure charge and size of nano partical	
15	Amity Institute of Microbial Technology	BLOCK-E3, 4th Floor, Room No. 408	Sophisticated Instruments	Gas Chromatograph	6700/ Newchro	To study peaks of volatile components	
16	Amity Institute of Microbial Technology	BLOCK-E3, 4th Floor, Room No. 406	Analytic	Temperature Gradient Gel Electroph	3224161/Biom etera	To Study microbial DNA	



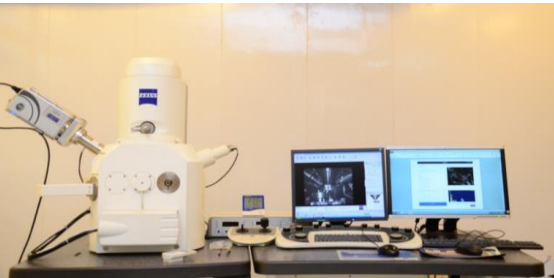


S.No	Institute	Block Room No	Name of Lab	Name of Instrument	Make/ Model	Technical Specifications	Image
17	Amity Institute of Microbial Technology	BLOCK-E3, 4th Floor, Room No. 402	Research Lab	Lovibond comparator	TB210IR/Loviband	To test microbial quality	 A black Lovibond TB 210 IR comparator with a digital display showing 'ntu' and control buttons for Mode, Mem, and Off.
18	Amity Institute of Microbial Technology	BLOCK-E3, 4th Floor, Room No. 402	Research Lab	Nano drop	SN 3754/Thermo fisher	Quantification of DNA	 A white Thermo NanoDrop 1000 pipette used for DNA quantification, featuring a digital display and a pipette tip.
19	Amity Institute of Microbial Technology	BLOCK-E3, 4th Floor, Room No. 402	Research Lab	Ultralow deep freezer-80	DW86L388/H aier	Preservation of culture	 A white Haier DW86L388/H ultralow deep freezer with a blue handle and a digital display on the front panel.

S.No	Institute	Block Room No	Name of Lab	Name of Instrument	Make/ Model	Technical Specifications	Image
20	Amity Institute of Microbial Technology	BLOCK-E3, 4th Floor, Room No. 401 (A)	M.sc Lab1	Lyophilizer	SNSFD50/SN solutions	Preservation of culture	
21	Amity Institute of Microbial Technology	BLOCK-E3, 4th Floor, Room No. 403	M.sc Lab 2	Elisa Reader	20917/Biorad	To study sensitive medical clinical samples	
22	Amity Institute of Microbial Technology	BLOCK-E3, 4th Floor, Room No. 402	Research Lab	Atomic Absorption Spectrophotometer	Analytik Jena GmbH - novAA @ 350	<p>novAA 350 - a robust, easy to use flame technique AA Spectrometer</p> <p>Its novel operating concept with clearly structured user interface makes the novAA® 350 the ideal partner for daily laboratory routine. The novAA® 350 meets all your expectations and requirements of an easy to use and powerful flame AAS. At the first glance the advantages to the user are already striking:</p> <ul style="list-style-type: none"> <li>Ideal protection of the optic system against toughest conditions through a unique special covering</li> <li>Single and double beam mode</li> <li>8 lamp changer</li> <li>Excellent performance for flame applications</li> <li>No problem with the toughest matrices through strong and powerful background correction</li> <li>Safe operation is a top priority especially in flame AAS. Rely on a tight control system - Self Check System. With a multitude of sensors, all safety-relevant parameters are constantly monitored and controlled.</li> <li>With minimal efforts, the basic unit can be upgraded with the accessories well known from our other AAS systems. For large sample throughputs, we recommend the use of our unique autosampler with intelligent online dilution.</li> </ul>	




S.No	Institute	Block Room No	Name of Lab	Name of Instrument	Make/ Model	Technical Specifications	Image
23	Amity Institute of Microbial Technology	BLOCK-E3, 4th Floor, Room No. 406	Analytic Lab	Gel Documentation System	Bio-Rad (XR+)	<p>The Molecular Imager Gel Doc XR system is a fast, easy-to-use, high-resolution gel imaging system. The system includes the easy-to-use, "capture and print" Quantity One® 1-D analysis software.</p> <ul style="list-style-type: none"> <li>- Increase cloning efficiency and protein production by protecting DNA electrophoresis samples from UV exposure using the XcitaBlue™ Conversion Screen and blue light excitable stains such as GelGreen, SYBR®Safe, and SYBR® Green I</li> <li>- View protein gels stained with Coomassie Blue, silver stain, and other colorimetric gel stains using the White Light Conversion Screen</li> <li>- Maintain prior lab protocols as there is no loss in sensitivity compared to UV and ethidium bromide staining</li> </ul>	
24	Amity Institute of Microbial Technology	G - Block Second Floor	Fermentor Lab	PCR	Eppendorf(Master cycler pro)	<p>Temperature control range :4-99°C  Temperature control mode Fast, Standard Safe; all in gradient mode  Heating technology of the block: Peltier Elements, Triple Circuit Technology  Gradient range :1-20°C  Gradient temperature range: 30-99°C  Block homogeneity: 20-72°C &lt; ±0.3°C, 90°C &lt; ±0.4°C  Control accuracy : ±0.2°C  Heating rate : 4°C/s</p>	
25	Amity Institute of Microbial Technology	G - Block Second Floor	Fermentor Lab	Ultra Low temperature Freezer	New Brunswick (U410 PREMIUM)	<p>Capacity: 410 L, up to 240 boxes or 24,000 samples  Temperature Range -10°C to -45°C, Programmable in 1°C Increments, at Ambient Temperature Up to 32°C  Compartments &amp; Shelving 5 Compartments with 4 Adjustable-Height Shelves</p>	

S.No	Institute	Block Room No	Name of Lab	Name of Instrument	Make/ Model	Technical Specifications	Image
26	Amity Institute of Microbial Technology	G - Block Second Floor	Fermentor Lab	Lyophilizer	Scanvan (Coolsafe 55-4)	<p>Bench top 4 lt capacity Temperature options include :- -55, -95, -100 and -110°C Built in drain and vacuum calve Digital display of temperature</p>	
27	Amity Institute of Microbial Technology	G - Block Second Floor	Fermentor Lab	Centrifuge	Sartorius(3K30)	<p>Maximum Speed :100-30000 rpm selectable in steps of 1 rpm. High-speed refrigerated bench top centrifuge for gravitational fields up to more than 60.000 × g. Maintenance-free brushless drive motor. Free programming of all run parameters possible. Automatic rotor identification prevents the rotor from overspeeding. Efficient refrigerating machine for temperatures between -20°C and +40°C, possibility of precooling the rotors during standstill.</p>	
28	Amity Institute of Microbial Technology	G - Block Second Floor	Fermentor Lab	Micropulser Electroporator	BioRad	<p>Outputs Waveform: decaying or truncated decaying exponential-decay with resistor capacitor time constant Voltage and current: 3,000 V peak into &gt;600 W load; limited at 100 A peak maximum Output voltage and pulse duration adjustment :Voltage adjustable in 200–3,000 V range with 10 V precision; 5 ms default or 1–4 ms with 0.1 ms precision. Input voltage : 100–120 V or 220–240 V Preset protocols :5 bacterial, 5 fungal Operating environment : 3.5–35°C</p>	



**Amity Institute of Advanced Research & Studies (Materials & Devices) - AIARS(M&D)**

S.No	Institute	Block Room No	Name of Lab	Name of Instrument	Make/ Model	Technical Specifications	Image
1	Amity Institute of Advanced Research & Studies (Materials & Devices)	BLOCK-E3, 4th Floor, Room No.- 417	Scanning Electron Microscopy Lab	Scanning Electron Microscopy (SEM)	Zeiss ( MA EVO -18 Special Edition)	<p>EVO 18 is perfectly suited to a variety of research applications including Semiconductor and Electronics, Geoscience and Materials.</p> <p>Benefit from class leading analytical X-ray geometry &amp; EDS/WDS ports as standard</p> <p>Experience enhanced topographical information using the five segment BSE detector</p> <p>Use variable pressure operation to analyze dry or hydrated samples</p> <p>Handle large specimens in the spacious chamber with flexible stage travel</p>	
2	Amity Institute of Advanced Research & Studies (Materials & Devices)	BLOCK-E3, 4th Floor, Room No.- 417	Scanning Electron Microscopy Lab	Particle Size & Zeta Potential Analyser	Nano Plus /Particulate Systmes	<p>Principle:Combination of both measurements</p> <p>Light Source:Semiconductor Laser</p> <p>Detector:Avalanche Photodiode</p> <p>Minimum Cell/Sample Volume:All four sizes available to use with this system</p> <p>Concentration:Size and Zeta the same as single units</p> <p>Measurement Range:Size and Zeta the same as single units</p> <p>Laser Source:Diode Laser</p> <p>Laser Wavelength:660 nm</p> <p>Laser Power:Dual Laser 30 mW + 70 mW</p> <p>Correlator:Includes both, time-domain and time-of-arrival correlators. Maximum of 1,000,000 equivalent channels</p> <p>Temperate Control:Peltier</p> <p>Temperate Range Operating range: from 10 °C below room temperature to 90 °C</p> <p>Temperate Accuracy:within +/-0.2°C</p>	
3	Amity Institute of Advanced Research & Studies (Materials & Devices)	BLOCK-E3, 4th Floor, Room No.- 417	Scanning Electron Microscopy Lab	Thermal Conductivity Meter	Linseis /THB-100	<p>Measuring ranges</p> <p>Thermal conductivity: 0.01 up to 100 W/(mK)</p> <p>Thermal diffusivity: 0.05 up to 10 mm<sup>2</sup>/s</p> <p>Specific thermal capacity: 100 to 5000 kJ/(m<sup>3</sup> K)</p> <p>Measurement uncertainties</p> <p>Thermal Conductivity: better than 2 %</p> <p>Thermal Diffusivity: better than 5 %</p> <p>Heat Capacity: better than 5 %</p> <p>Duration of the measurement</p> <p>Solids: typically 1 to 10 min</p> <p>Liquids: typically 1 to 120 s</p> <p>Service temperature</p> <p>Sensor: -150 °C to 200 °C or -150 to 600°C</p> <p>Sensor type: Kapton or Ceramic insulated sensor</p> <p>Sample size</p> <p>Smallest sample: 3 x 3 x 3 mm</p> <p>Maximum Sample size: unlimited</p> <p>Sample consistence: solid, liquid, gel, powder, granulate</p> <p>Sample temperature*: -150 up to 600 °C</p>	





S.No	Institute	Block Room No	Name of Lab	Name of Instrument	Make/ Model	Technical Specifications	Image
4	Amity Institute of Advanced Research & Studies (Materials & Devices)	BLOCK-E3, 4th Floor, Room No.- 417	Scanning Electron Microscopy Lab	Ultra-sonicator	Telesonic	<p>Auto frequency chasing, avoiding adjustment liquid crystal display at peak value</p> <p>Menu instruction, convenient operation</p> <p>Display temperature control checking, and set over-hot protection on the samples</p> <p>10 operation programs for application, or backup after refreshing</p> <p>Output amplitude 0-100% adjustment</p>	
5	Amity Institute of Advanced Research & Studies (Materials & Devices)	BLOCK-E3, 4th Floor, Room No.- 417	Scanning Electron Microscopy Lab	UV- VIS Spectrophotometer	Shimadzu (UV 2600)	<p>Measurement wavelength range: 220 nm to 1400 nm</p> <p>Wavelength accuracy: <math>\pm 0.1</math> nm (656.1 nm D2), <math>\pm 0.3</math> nm (all range)</p> <p>Resolution:- 0.1 nm</p> <p>Photometric modes:- Absorbance (Abs.), transmittance (%), reflectance (%), energy (E)</p> <p>Photometric range:-Absorbance: <math>-5</math> to 5 Abs</p> <p>Transmittance, reflectance: 0 to 100000 %</p>	
6	Amity Institute of Advanced Research & Studies (Materials & Devices)	BLOCK-E3, 4th Floor, Room No.- 417	Scanning Electron Microscopy Lab	Atomic Force Microscopy (AFM)	Nanosurf (Easy Scan 2)	<p>STM Scan Head: 500 nm, 1 <math>\mu</math>m, 500 nmLC, 1 <math>\mu</math>mLC</p> <p>Max. Scan Range: 500 nm- 1.0 <math>\mu</math>m</p> <p>Max. Z-Range: 200 nm</p> <p>Drive Resolution Z: 3 pm</p> <p>Drive Resolution XY: 15 pm</p> <p>Current Set Point: 0.1 - 100 nA in 25 pA steps ; 0.2 - 20 nA in 5 pA steps</p> <p>Imaging modes:- Constant Current (Topography), Constant Height (Current)</p> <p>Spectroscopy modes :- Current-Voltage, Current-Distance</p> <p>Tip voltage :- <math>\pm 10</math> V in 5 mV steps</p> <p>Sample approach :- Stick-slip motor</p> <p>Sample size:- Max 10 mm diameter</p>	





S.No	Institute	Block Room No	Name of Lab	Name of Instrument	Make/ Model	Technical Specifications	Image
7	Amity Institute of Advanced Research & Studies (Materials & Devices)	BLOCK-E3, 4th Floor, Room No.- 417	Scanning Electron Microscopy Lab	Spectrofluorophotometer	Shimadzu (RF-5301 PC)	<p>Light Source:-150W Xenon lamp. Ozone resolving type lamp housing.</p> <p>Excitation and emission monochromators:-Concave, blazed holographic grating, F/2.5, 1300 grooves/mm.</p> <p>Wavelength scale:-220-900nm.</p> <p>Measuring wavelength range:-220-750nm and 0 order as standard. 220-900nm with the optional R928 photomultiplier.</p> <p>Spectral bandwidth:-6-step selection of 1.5, 3, 5, 10, 15 and 20nm. (6nm bandwidth is available for half sample height on the excitation side only.)</p> <p>Wavelength accuracy:-±1.5nm.</p> <p>Sensitivity:-The S/N ratio is 150 or higher for the Raman line of distilled water (350nm excitation wavelength, 5nm spectral bandwidth, and 2 second response for 98% of the full scale).</p> <p>Wavelength scanning:-7-step selection of Survey (about 5500nm/min), Super (about 3000nm/min), Very Fast, Fast, Medium, Slow and Very Slow.</p> <p>Wavelength slewing speed:-About 20,000nm/min.</p> <p>Response:-8-step selection of 0.02, 0.03, 0.1, 0.25, 0.5, 2, 4, and 8 seconds for 98% of the full scale.</p> <p>Sensitivity selection:-2-steps of HIGH and LOW. (The sensitivity at HIGH is about 50 times that of LOW.)</p> <p>Interface:-RS-232C interface, interface for autosampler, and interface for sipper unit.</p>	
8	Amity Institute of Advanced Research & Studies (Materials & Devices)	BLOCK-E3, 4th Floor, Room No.- 416	Chemistry Lab	Glove Box System	Hind High Vacuum Co.(P) Ltd.	<p>500mm wide and 500mm wide stainless steel box chambers with options for water cooling</p> <p>Single or multiple resistance sources, four position turret resistance source</p> <p>Temperature-controlled sources and controllers for organic materials</p> <p>3kW multi-pocket electron beam source</p> <p>Static and rotary work holders</p> <p>Source shutters and substrate shutters</p> <p>Glow discharge cleaning</p> <p>Film thickness monitoring</p>	

S.No	Institute	Block Room No	Name of Lab	Name of Instrument	Make/ Model	Technical Specifications	Image
9	Amity Institute of Advanced Research & Studies (Materials & Devices)	BLOCK-E3, 4th Floor, Room No.- 416	Chemistry Lab	Rapid Thermal Processing Unit (RTP)	MTI Corporation (GSL -100X)	<p>Furnace Structure:-Double layer steel casing with air cooling keeps furnace surface temperature lower than 60°C.</p> <p>Heating Elements:-8 pcs 1Kw Halogen light tube, ( Dia. =10mm, L=300mm, Heated Length =200mm)</p> <p>Standard working life : 2000 hrs. ( depends on heating rate )</p> <p>The Halogen light tube is consumable. Please click picture left to order spare one</p> <p>Heating Zone:-12" length with 4" constant temperature zone within +/-5°C uniformity</p> <p>Working Temperature:-1100°C Max. for &lt; 10 minutes</p> <p>800°C Max. for &lt; 120 minutes</p> <p>600°C Max. for Continuous</p> <p>Max. Heating Rate:-50°C/sec</p> <p>Max. Cooling: 60°C/min (Under vacuum: 200 mtorr), 117°C/min (under atmospheric pressure)</p> <p>Lowest Cooling: 10 °C / minute</p> <p>Thermocouple:-K type, the head of the thermocouple touches the Aluminum Nitride sample holder from underneath</p> <p>Temperature Controller:-PID automatic control via SCR</p>	
10	Amity Institute of Advanced Research & Studies (Materials & Devices)	BLOCK-E3, 4th Floor, Room No.- 416	Chemistry Lab	Tube Furnace	Delta Furnaces	<p>A tube box furnace is an electric heating device.</p> <p>Used in:</p> <ul style="list-style-type: none"> <li>To conduct synthesis</li> <li>Purification of organic synthesis</li> <li>Purifications of inorganic compounds</li> </ul>	






S.No	Institute	Block Room No	Name of Lab	Name of Instrument	Make/ Model	Technical Specifications	Image
14	Amity Institute of Advanced Research & Studies (Materials & Devices)	BLOCK-E3, 4th Floor, Room No.- 414	Optical Lab	Fourier Transform Infra-Red Spectroscopy (FTIR)	Bruker Optics /ALPHA FT-IR	<p>Low-cost, small footprint FT-IR spectrometer</p> <p>Quality components with long lifetime</p> <p>Intuitive instrument and software design for maximum ease of use</p> <p>Flexibility: Easily exchangeable QuickSnap™ sampling modules for every analytical question</p> <p>Intelligence: Electronic coding of sampling modules and spectrometer components</p> <p>RockSolid™: Robust, high performance results with Bruker's well-proven interferometer design</p>	
15	Amity Institute of Advanced Research & Studies (Materials & Devices)	BLOCK-E3, 4th Floor	Research Lab	Real-Time PCR System	Applied Biosystems™ (QuantStudio™ 5)	<p>The Applied Biosystems QuantStudio 5 Real-Time PCR System for Human Identification with tower computer is the latest addition to our human identification (HID) real-time PCR family of products. This instrument is designed for both new and experienced users who need a simple, reliable, and affordable real-time PCR system that doesn't require compromise on performance or quality. When used with our latest advances in quantification chemistry and HID Real-Time PCR Analysis Software, this system offers a sensitive, robust solution for forensic DNA quantification. It also helps prepare laboratories for future quantification technologies. With maximum dye versatility, this HID solution offers accurate, trusted results in a small benchtop footprint.</p>	




S.No	Institute	Block Room No	Name of Lab	Name of Instrument	Make/ Model	Technical Specifications	Image
16	Amity Institute of Advanced Research & Studies (Materials & Devices)	BLOCK-E3, 4th Floor	Research Lab	Flame Atomic Absorption Spectrometer	Skyray Instruments USA (AAS 6000 )	<p>AAS6000 Series are Single Beam Atomic Absorption Spectrometers controlled and data processed by external computer and internal CPU chips. AAS6000 can be used to measure the concentration of macro, micro and trace metal elements and half-metal elements in various kinds of substances. AAS6000 is provided with three reading methods Continuum, Retention and Peak Height for measuring absorbency, density and emission intensity. It has three signal modes: Atomic Absorption, Background Absorption and Background Correction Absorption, The reading time ranges from 0.5 s to 99s. AAS6000 include 8 computer controllable hollow cathode lamp holders. All working conditions of the instrument such as lamp number, lamp current, negative high voltage, working wavelength, slit, burner location, ignition/extinction and adjustment of burning ratio can be set by keyboard input. The functions of the instrument include automatic gain/ automatic zero, background correction, automatic energy balance, automatic peak location/wavelength scan, and automatic peak location on basis of the retrieval of peak values. All the readings, measurement results, calibration curves and operation conditions can be saved or printed out.</p>	
17	Amity Institute of Advanced Research & Studies (Materials & Devices)	BLOCK-E3, 4th Floor	Research Lab	Cell Imaging Systems	Life Technologies - EVOS	<p>The EVOS Imaging System is a digital, transmitted light, inverted imaging system for cell and tissue culture applications and routine cell maintenance. Its color camera and high-quality optical system deliver high-definition images with exceptional ease. The EVOS system is an integrated transmitted-light inverted imaging system that combines high-quality optics, a high-resolution LCD display, and a digital color camera and USB storage. The EVOS imaging systems are built from the ground up to maximize performance and optimize workflow.</p>	






S.No	Institute	Block Room No	Name of Lab	Name of Instrument	Make/ Model	Technical Specifications	Image
18	Amity Institute of Advanced Research & Studies (Materials & Devices)	BLOCK-E3, 4th Floor	Research Lab	Refrigerated Centrifuge	REMI (CPR - 24 Plus)	<p>CPR-24 Plus Refrigerated Centrifuge is designed for centrifugation of temperature sensitive material and find application in routine and research work.</p> <p>Rust proof, easy to clean Stainless Steel centrifuge inner chamber with steel guard.</p> <p>High speed centrifuge</p> <p>Item Code: CPR24PLUS</p> <p>Production Capacity: 20000RPM</p>	
19	Amity Institute of Advanced Research & Studies (Materials & Devices)	BLOCK-E3, 4th Floor	Research Lab	Micro Cooling Centrifuge	Thermo Scientific ( Sorvall LEGEND X1)	<p>Process diverse laboratory applications with the high-performance Thermo Scientific™ Sorvall™ Legend™ X1 Centrifuge Series, which offers a broad range of rotors and adapters, including lightweight Thermo Scientific™ Fiberlite™ carbon fiber rotors.</p> <ul style="list-style-type: none"> <li>- CFC-free refrigeration system</li> <li>- Temperature Range: -10° to +40°C</li> <li>- Pre-Cooling Function with direct button</li> <li>- 23.8L × 24.5W × 14.2in.H [34.3in.H open] (60.5 × 62.3 × 36cm [87cm open])</li> <li>- Net weight: 201.7 lb. (91.5kg)</li> </ul>	
20	Amity Institute of Advanced Research & Studies (Materials & Devices)	BLOCK-E3, 4th Floor	Research Lab	Microplate Reader	Erba Lisa Scan EM	<p>System Type: Open System</p> <p>Plate Types: 96 Well Plates</p> <p>Well Type: U.V. and Flat Bottom Wells</p> <p>Test Programs: 100 User Defined Test Programs</p> <p>Measuring System: 8- Channel Optical System</p> <p>Lamp Source: Tungsten Halogen with Lamp saver function</p>	







S.No	Institute	Block Room No	Name of Lab	Name of Instrument	Make/ Model	Technical Specifications	Image
21	Amity Institute of Advanced Research & Studies (Materials & Devices)	BLOCK-E3, 4th Floor	Research Lab	Microscope	Nikon Microscope E200	Brand: Nikon Model: E- 200 Illumination (V): 6V 30 W halogen/3W LED Head Type: Binocular / Trinocular Magnification: 40x to 1000x Automation Grade: Manual	
22	Amity Institute of Advanced Research & Studies (Materials & Devices)	BLOCK-E3, 4th Floor	Research Lab	Vacuum Test Chamber	Vacuum Enterprises, Delhi	Vacuum Test Chamber for Gas Sensing	
23	Amity Institute of Advanced Research & Studies (Materials & Devices)	BLOCK-E3, 4th Floor	Research Lab	Vacuum Pumping System	Hind High Vacuum Company Private Limited (HIND HIVAC VS - 150D)	High Vacuum Pumping System for laboratory use. Suitable for the most of the vacuum applications.	

S.No	Institute	Block Room No	Name of Lab	Name of Instrument	Make/ Model	Technical Specifications	Image
24	Amity Institute of Advanced Research & Studies (Materials & Devices)	BLOCK-E3, 4th Floor	Research Lab	Lab Ball Mill	Bionics Scientific Technologies Pvt. Ltd	Ball Mill for Lab use	
25	Amity Institute of Advanced Research & Studies (Materials & Devices)	BLOCK-E3, 4th Floor	Research Lab	Water Bath	Vacuum Enterprises, Delhi	Water Bath for Lab use	
26	Amity Institute of Advanced Research & Studies (Materials & Devices)	BLOCK-E3, 4th Floor	Research Lab	Microprocessor Programmable Furnace	Mertex Scientific Instruments (P) Ltd.	Microprocessor Programmable Furnace for Lab use	

S.No	Institute	Block Room No	Name of Lab	Name of Instrument	Make/Model	Technical Specifications	Image
27	Amity Institute of Advanced Research & Studies (Materials & Devices)	BLOCK-E3, 4th Floor	Research Lab	Humidity Chamber	Vacuum Enterprises, Delhi	Humidity Chamber for Lab use	
28	Amity Institute of Advanced Research & Studies (Materials & Devices)	BLOCK-E3, 4th Floor	Research Lab	Oil Bath	U-TECH	Oil Bath for Lab use	
29	Amity Institute of Advanced Research & Studies (Materials & Devices)	BLOCK-E3, 4th Floor	Research Lab	Cooling Humidity Cabinet	Jupiter Engineering Work	JEW Cooling Humidity Cabinet for Lab use	





S.No	Institute	Block Room No	Name of Lab	Name of Instrument	Make/ Model	Technical Specifications	Image
30	Amity Institute of Advanced Research & Studies (Materials & Devices)	BLOCK-E3, 4th Floor	Research Lab	Spin Coater	APEX Spin NXG-M1	Specifications: <input type="checkbox"/> Type: Precision controlling through micro controller. <input type="checkbox"/> Speed range: 100 RPM to 10000 RPM. <input type="checkbox"/> Accuracy : $\pm 1\%$ error across the full range <input type="checkbox"/> Working Chamber : PTFE coated <input type="checkbox"/> Power Supply : 230 V/AC, 50 Hz <input type="checkbox"/> Vacuum Suction : Integrated Vacuum release switch <input type="checkbox"/> Protocol Setting : Dial Knob & Buttons <input type="checkbox"/> Display : Real-time display of R.P.M. & Time <input type="checkbox"/> Acceleration : 2000rpm/sec (Constant) <input type="checkbox"/> Wattage : 150W	
31	Amity Institute of Advanced Research & Studies (Materials & Devices)	BLOCK-E3, 4th Floor	Research Lab	Incubator Shaker	BIOGENE (Shaker)	Bio Gene Incubator Shaker With Microprocessor Based Digital Temperature Controller and Digital Display	
32	Amity Institute of Advanced Research & Studies (Materials & Devices)	BLOCK-E3, 4th Floor	Research Lab	Solar Spectrum Analyzer	NA	Solar Spectrum Analyzer for Lab use	

**Amity Institute of Renewable and Alternative Energy (AIRAE)**





S.No	Institute	Block Room No	Name of Lab	Name of Instrument	Make/ Model	Technical Specifications	Image
1	Amity Institute of Renewable and Alternative Energy (AIRAE)	BLOCK-E3, 4th Floor, Room No.- 418	AIRAE	Solar Water Heater Panel (Model)	Maharishi Solar	Lab Model	
2	Amity Institute of Renewable and Alternative Energy (AIRAE)	BLOCK-E3, 4th Floor, Room No.- 418	AIRAE	Solar Water Heater Panel (Model)	Maharishi Solar	Lab Model	
3	Amity Institute of Renewable and Alternative Energy (AIRAE)	BLOCK-E3, 4th Floor, Room No.- 418	AIRAE	Solar Water Heater Panel (Model)	Maharishi Solar	Lab Model	
4	Amity Institute of Renewable and Alternative Energy (AIRAE)	BLOCK-E3, 4th Floor, Room No.- 418	AIRAE	Wind Turbine (Model)	NA	Lab Model	











**Amity Institute of Nanotechnology (AINT)**




S.No	Institute	Block Room No	Name of Lab	Name of Instrument	Make/ Model	Technical Specifications	Image
1	Amity Institute of Nanotechnology (AINT)	J-2 303	Instrumentation and Measurement lab	Atomic Force Microscope	Solver (Pro)	<p>A powerful tool for investigation of nano materials shape and size.</p> <p>Sample Size - 100X20mm</p> <p>Scanners – 50X50X1.0µm 100X100X10µm</p> <p>Vibration isolation – Yes</p> <p>Optical Viewing- Resolution - 3µm</p> <p>Magnification – 48X to 578X</p>	
2	Amity Institute of Nanotechnology (AINT)	J-2 303	Instrumentation and Measurement lab	Dynamic Light Scattering	Malvern (Nano S 90)	<p>A perfect system for measuring molecular size using Dynamic Light Scattering Measurement</p> <p>Range – 0.3 nm- 0.5 micron (diameter)</p> <p>Minimum Sample volume - 20µL</p> <p>Light Source – He-Ne Laser 633 nm</p> <p>Accuracy - +/-2%</p> <p>Temperature – 10°C – 35°C</p>	
3	Amity Institute of Nanotechnology (AINT)	J-2 303	Instrumentation and Measurement lab	X Ray Diffractometer	Bruker(D 2 Phaser)	<p>A novel desktop X-ray diffraction tool with work flow software Diffraction .Suite Geometry- <math>\theta/\theta</math> and <math>\theta/2\theta</math></p> <p>X-ray wavelengths – Cu K<math>\alpha</math></p> <p>X-ray generation – 30 KV/10mA</p> <p>Power Supply – 90-250V</p>	
4	Amity Institute of Nanotechnology (AINT)	J-2 303	Instrumentation and Measurement lab	PCR	Agilent Technologies (Sure Cyclyer 8800)	<p>Highest speed and flexible reaction volumes</p> <p>Agilents enzymes with Fusion technology perform with the speed of the instrument to produce faster and better results</p> <ul style="list-style-type: none"> <li>x High-resolution 7" touch screen</li> <li>x PCR wizards to improve start-up time and quickly create new protocols tailored to your research</li> <li>x Pre-loaded protocols and easily add new protocols</li> <li>x Sufficient memory to store 10,000 protocols</li> </ul>	









S.No	Institute	Block Room No	Name of Lab	Name of Instrument	Make/ Model	Technical Specifications	Image
5	Amity Institute of Nanotechnology (AINT)	J-2 303	Instrumentation and Measurement lab	ELECTRO METER	KEITHLEY(6516)	<p>&lt;1fA noise            &gt;200T<math>\Omega</math> input impedance            Charge measurements from 10fC to 20<math>\mu</math>C            High speed -- up to 1200 readings/second            Interfaces readily with computers, switches            Cancels voltage and current offsets easily</p>	
6	Amity Institute of Nanotechnology (AINT)	J-2 301	Instrumentation Lab	THERMAL EVAPORATION UNIT	VECCO	<p>Suitable for thin film deposition with 18X24" Pyrex bell jar,            Varian Cryo pump,            2KVA filament transformer,            10<sup>-5</sup> Torr Vacuum, control and top switch,            manual valves, and Pirani gauge</p>	
7	Amity Institute of Nanotechnology (AINT)	J-2 301	Instrumentation Lab	Photo Resist Spinner	DUCOM	<p>Excellent way to coat thin, uniform layer of materials.            Speed range- 1000-6000rpm            Timer – 10 - 60 Sec.            Substrate size – 75mm (Max)            Vacuum suction – Yes</p>	
7	Amity Institute of Nanotechnology (AINT)	J-2/408	Nanobiotechnology	Cooling Centrifuge	Remi(C-24)	<p>Max. Speed(rpm):20000            Max. RCF'g':37570            Max. Tube Size(ml):100            Max. Capacity(ml): 400            Lowest Temp.°C :-8</p>	

S.No	Institute	Block Room No	Name of Lab	Name of Instrument	Make/ Model	Technical Specifications	Image
14	Amity Institute of Nanotechnology (AINT)	J-2/509	Research Lab	Four Probe Resistivity	PSIO India	High Quality Four probe apparatus for the measurement of resistivity of semiconductors	
15	Amity Institute of Nanotechnology (AINT)	J-2/509	Research Lab	Keithley Source Measure Unit	Keithley Instruments, Inc., USA (2612A System SourceMeter)	<p>Maximum Output Power and Source/Sink Limits- 30.3 W per channel maximum:</p> <ul style="list-style-type: none"> <li>• <math>\pm 1.515 \text{ A} @ \pm 20 \text{ V}</math></li> <li>• <math>\pm 101 \text{ mA} @ \pm 200 \text{ V}</math></li> <li>• Four-quadrant source or sink operation.</li> </ul> <p>Current Regulation Line: 0.01% of range; Load: <math>\pm (0.01\% \text{ of range} + 100\text{pA})</math></p> <p>Voltage Limit/Compliance10: Bipolar voltage limit (compliance) set with single value. Minimum value is 20 mV. Accuracy is the same as voltage source.</p> <p>Overshoot: <math>&lt; \pm 0.1\%</math> (typical)</p> <ul style="list-style-type: none"> <li>• step size = 10% to 90% of range, resistive load</li> <li>• See CURRENT SOURCE OUTPUT SETTLING TIME for additional test conditions</li> </ul>	
16	Amity Institute of Nanotechnology (AINT)	J-2/509	Research Lab	Gas Sensitivity Setup	APLAB (Gas Sensitivity Setup, LQ6324 P)	Gas Sensitivity Setup for Experiment/laboratory use	
20	Amity Institute of Nanotechnology (AINT)	J-2/404	Research Lab	Cyclic Voltametry	Autolab (PGSTAT204)	<p>The PGSTAT204 combines the small footprint with a modular design. The instrument includes a base potentiostat/galvanostat with a compliance voltage of 20 V and a maximum current of 400 mA. The potentiostat can be expanded at any time with one additional module, for example the FRA32M electrochemical impedance spectroscopy (EIS) module.</p> <p>For high current applications, the PGSTAT204 can be complemented with the BOOSTER10A. This increases the maximum current to 10 A.</p> <p>The PGSTAT204 is an affordable instrument which can be located anywhere in the lab. Analog and digital inputs/outputs are available to control Autolab accessories and external devices are available. The PGSTAT204 includes a built-in analog integrator. In combination with the powerful NOVA software it can be used for most of the standard electrochemical techniques. The Autolab PGSTAT204 is 15 x 26 x 20 cm3 for 4.1 kg.</p>	

S.No	Institute	Block Room No	Name of Lab	Name of Instrument	Make/ Model	Technical Specifications	Image
21	Amity Institute of Nanotechnology (AINT)	J-2/510	Nano-Chemistry Lab	CVD Tube Furnace	KHERA (KI - 180A)	CVD Tube Furnace Excellent quality and reliability	
22	Amity Institute of Nanotechnology (AINT)	J-2/301	Instrumentation Lab	3D Printer	CoLiDo (X3045)	<p>CoLiDo X3045 is the mid-size 3D Printer for industrial use. Not only its incredible build volume of 300 x 300 x 450mm allows to make industrial-type prints, but also with robust structure helps reduce shaking printing. Moreover, CoLiDo X3045 is easy to operate with its 2-way connection via either USB or SD card.</p> <p>You can produce high quality prototypes for testing or sale presentation with the best price mid-level industrial use 3D Printers indeed!</p> <p>The only 3D printer brand allows toolless print object removal – SIMPLY BY YOUR HAND!</p> <p>Extra large build size – 11.8" x 11.8" x 17.7" (30 x 30 x 45 cm)</p> <p>Clean and easy to use</p> <p>Industrial level quality and smooth build surface – up to 0.1 mm resolution</p> <p>Stable and quiet</p>	
22	Amity Institute of Nanotechnology (AINT)	J-2/301	Instrumentation Lab	Microprocessor UV-VIS Spectrophotometer (Single Beam)	KHERA (UV-VIS Spectrophotometer -Single Beam)	Microprocessor UV-VIS Spectrophotometer is a single beam compact and easy to operate instrument for spectrophotometric analysis.	
23	Amity Institute of Nanotechnology (AINT)	J-2/301	Instrumentation Lab	LB Film Setup	APLAB	LB Film Setup	




S.No	Institute	Block Room No	Name of Lab	Name of Instrument	Make/ Model	Technical Specifications	Image
24	Amity Institute of Nanotechnology (AINT)	J-2/301	Instrumentation Lab	Contact Angle Measurement Instrument	NA	Contact Angle Measurement Instrument	
13	Amity Institute of Nanotechnology (AINT)	J-2/301	Instrumentation Lab	Centrifuge	REMI (PR - 24)	Research Centrifuge Usage/Application: Centrifugation Voltage: 230V, Display: LED Max. Speed: 20000 RPM Max. Capacity: 400 ml	
13	Amity Institute of Nanotechnology (AINT)	J-2/301	Instrumentation Lab	Ultrasonic Processor with Ultrasonic Cell Counter Noise Isolating Chamber	Labman	Working frequency: 20-25KHz frequency automatic tracking Timing: 0-99H59M59S (can be set) Working mode: Pulsed, Pulse: 0.1-99.9s adjustable (interval/working) Temperature control Control samples' temperature (0-100) Alarm Fault, temperature, time, Input method: touch screen control, 4.3 inch TFT, Display content : Temperature, power, time, etc., Protective device Program automatic error correction, overload, over temperature protection display, Storing data: 20 groups, password: Have user password protection, Standard configuration: Ultrasonic generator (host) one set Sealed transducers: + 6MM horn one set Φ6mm (process capacity 10ml-100ml)	




S.No	Institute	Block Room No	Name of Lab	Name of Instrument	Make/ Model	Technical Specifications	Image
25	Amity Institute of Nanotechnology (AINT)	J-2/303	Research Lab	UV-VIS Spectrophotometer	Shimadzu (UV-2600)	<p>Double-beam, Single monochromator</p> <ul style="list-style-type: none"> <li>- Focused Application: Solid sample reflectance measurement with the Integrating Sphere and/or the optional large sample compartment</li> <li>- All routine applications that are expected of a high-end UV-Vis spectrophotometer</li> </ul> <p>Selectable bandwidths to comply with requirements of regulated laboratories and high-end research, from sub-nanometers to 5nm and includes low stray light option for a larger bandwidth</p> <p>Measurements up to 5 abs units</p> <p>Wavelength region expandable to the near-IR region using the Integrating sphere</p> <p>Advanced Regulatory Compliance – Full support for Pharmacopeia (JP, USP and EP), GLP/GMP, FDA 21 CFR Part 11 and other regulations with the appropriate software package</p>	
26	Amity Institute of Nanotechnology (AINT)	J-2/308	Research Lab	Spray Pyrolysis System	NA	Spray Pyrolysis system for thin films	
27	Amity Institute of Nanotechnology (AINT)	J-2/308	Research Lab	FTIR Spectrometer	Thermo Scientific™ (Nicolet™ iS™5 FT-IR Spectrometer)	<p>The iD5 ATR Accessory for the Nicolet iS5 Features:</p> <ul style="list-style-type: none"> <li>Multiple crystal options: diamond laminate, zinc selenide (ZnSe), germanium (Ge), silicon (Si) and AMTIR</li> <li>Proprietary easy-to-change crystal plates that do not require realignment</li> <li>Single reflection 2mm crystals address most general purpose material identification or QC needs</li> <li>High-pressure clamp is calibrated to deliver reproducible pressure to the crystal plate</li> <li>Durable diamond single-reflection crystal includes a 5-year warranty</li> <li>Quick and trouble-free cleanup with the chemically resistant gasket that provides a tight interface between the tray and crystal plate</li> </ul> <p>Optional Materials Include:</p> <ul style="list-style-type: none"> <li>3-reflection ATR for analysis of minor components</li> <li>Heated crystal plates</li> <li>Specular reflectance plate for analyzing coatings on reflective materials</li> <li>Other pressure devices</li> </ul>	




S.No	Institute	Block Room No	Name of Lab	Name of Instrument	Make/ Model	Technical Specifications	Image
29	Amity Institute of Nanotechnology (AINT)	J-2/308	Research Lab	Potentiostat	Biologics Inc. (SP-200)	Single channel - Transportable potentiostat, SP-200 is perfect electrochemical workstation for corrosion with the 100 fA accuracy ultra-low current option	
30	Amity Institute of Nanotechnology (AINT)	J-2/308	Research Lab	Hydraulic Press	PCI Analytics (CAP 15T)	Hrdraulic pellet press is a compact,elegant and robust machine and easy to operate electrical controls with pressing and election cycle Capacity: 15 tones use to make high quality 13mm pallet used for solid sampling	
30	Amity Institute of Nanotechnology (AINT)	J-2/308	Research Lab	Melt Flow Index	Presto (Melt Flow Index DX)	Presto Melt Flow Index Tester is used for evaluating the flow properties of molten plastics or resins. The Melt flow Index of thermoplastic materials is defined as the rate of flow of extrudates of molten resins through a jet of a particular length and diameter.	






**Amity Centre for Nanomedicine (ACNM), Amity Institute of Nanotechnology (AINT)**

S.No	Institute	Block Room No	Name of Lab	Name of Instrument	Make/ Model	Technical Specifications	Image
1	Amity Centre for Nanomedicine (ACNM), Amity Institute of Nanotechnology (AINT)	J-2 508	Instrumentation Lab	UV-VIS Spectrophotometer	Shimadzu(UV-1800)	Wavelength range – 190-1100nm Wavelength display- 0.1nm increments Photometric range – Absorbance – 4 to 4 Abs. Transmittance 0% to 400%	
2	Amity Centre for Nanomedicine (ACNM), Amity Institute of Nanotechnology (AINT)	J-2 508	Instrumentation Lab	Electrochemical Analyser	Autolab(AUT83 945)	Excellent tool for measurement of electro chemical cells: Cyclic voltametry, impedance spectroscopy. Current range- 10mA – 10mA Accuracy - ± 0.2% Electrode connections- 2, 3, or 4	
3	Amity Centre for Nanomedicine (ACNM), Amity Institute of Nanotechnology (AINT)	J-2 508	Instrumentation Lab	Apex Double-barrier Langmuir-Blodgett Troughs with LB Film Deposition System	Apex Instruments (Apex LB System Control Unit)	Normal Trough, Inner Working Area: 530 mm (L) X 165 mm (W) Outer Trough Dimension: 590 mm (L) X 225 mm (W) X 30 mm (H) Deposition Well Dimension: 165 mm (L) X 60 mm (W) X 60 mm (H) Trough Volume: 900 ml, Trough Temperature Controlling External Water Circulation Jacket Environmental Chamber: Fully Transparent, Three Sided Transparent Acrylic, Front Sided Openable Glass Door, N2 & other Inert Gas Purging Port, Chamber Illumination Provision, Chamber Exhaust Provision Aspirator Pump: For Impurity removal, Sensor: Super sensitive Film Balance with Pt (optional) and Paper Wilhelmy Plates Apex LB System Control Unit: Fully Automatic & PC-controlled Sensor Resolution: 0.01 mg, Surface Pressure Range: up to 300 mN/m Surface Pressure Sensitivity: Better than 0.005 mN/m Measurement Accuracy: ±0.1 mN/m, Dipping, Lifting & Compression Speed: 0.5-270 mm/min, Dipping, Lifting & Compression Speed Resolution: 0.01 mm/min, Power: Universal Input, Optional Interface: Interface to pH probe, Interface to Magnetic Stirrer	

S.No	Institute	Block Room No	Name of Lab	Name of Instrument	Make/ Model	Technical Specifications	Image
4	Amity Centre for Nanomedicine (ACNM), Amity Institute of Nanotechnology (AINT)	J-2 304	Instrumentation Lab	LCR Hi Tester	HIOKI (3532-50)	<p>High speed measurement of 5ms</p> <p>High precision measurement of <math>\pm 0.08\%</math> basic accuracy</p> <p>Interactive touch panel operation</p> <p>Zoom feature for easy viewing</p> <p>Print measurement values and comparator results</p>	
5	Amity Centre for Nanomedicine (ACNM), Amity Institute of Nanotechnology (AINT)	J-2/304	Instrumentation Lab	Impedance Analyzer	NA	Impedance Analyzer for Laboratory use	
6	Amity Centre for Nanomedicine (ACNM), Amity Institute of Nanotechnology (AINT)	J-2/304	Instrumentation Lab	FTIR	PERKINELMER (Frontier)	<p>For fast and accurate FTIR analysis in a flexible, highly configurable system, count on our market-leading infrared spectrometers and instrumentation. Some applications for molecular spectroscopy study in the near, near-mid, mid-far and far infrared regions include:</p> <p>Chemicals and Materials: Troubleshoot manufacturing problems; identify product contaminants; analyze fuels; gain deeper insights into the properties of novel and advanced materials.</p> <p>Pharmaceuticals: Analyze product formulations and package coatings; rapidly screen the quality of raw materials, intermediates and formulated products; qualify nutraceuticals.</p> <p>Food: Screen for known and unknown adulterants.</p> <p>Environmental Safety: Accurately determine and monitor hydrocarbon levels in the environment.</p>	

S.No	Institute	Block Room No	Name of Lab	Name of Instrument	Make/ Model	Technical Specifications	Image
7	Amity Centre for Nanomedicine (ACNM), Amity Institute of Nanotechnology (AINT)	J-2/304	Instrumentation Lab	Fluorescence Microscope	LMI (Fluorescence Microscope)	LMI Fluorescence microscope , designed for convenient cell culture observation, to get details of cell growing process, internal spontaneous fluorescence phenomenon, living cell fluorescence transfection, protein transfer and etc.	
8	Amity Centre for Nanomedicine (ACNM), Amity Institute of Nanotechnology (AINT)	J-2/304	Instrumentation Lab	CO2 Incubator	VISION SCIENTIFIC CO. LTD (VS-2050C)	<ul style="list-style-type: none"> <li>• Air Jacket Direct Heating Type</li> <li>• Built in Embeded Computer ARM920T-266MHz CPU</li> <li>• LCD 5.6"Screen All Touch System</li> <li>• Excellent Stability and various function by Window CE5.0</li> <li>• Built in Thermal Recorder in standard item</li> <li>• Humidity View Sensor Easy to manage by Self Test function</li> <li>• Easy to save and check the Data (Incubator→USB→Computer)</li> <li>• Data Backup (Convertible to Excel, Word, Memo )</li> <li>• Rounded Corner Shelves for pollution prevention</li> <li>• Munti task Alarm device</li> </ul>	
9	Amity Centre for Nanomedicine (ACNM), Amity Institute of Nanotechnology (AINT)	J-2/304	Instrumentation Lab	Ultrapure water systems	ELGA (PURELAB® Option Q)	<p>Tap to type I ultrapure water direct from a potable tap water supply. The PURELAB Option-Q is ideal for laboratories who need up to 100 liters of 18.2 MΩ.cm ultrapure water. With its simple design and ease of use, water can be dispensed at a flow rate of 1.0 l/min.</p> <ul style="list-style-type: none"> <li>• Recirculation of purified water through our wrap-around reservoir – to maintain consistent peak water purity</li> <li>• Optional ELGA Biofilter - when fitted to the Option-Q produces water which is free from biologically active impurities. This makes it suitable for use with applications which require endotoxin free ultrapure water, bacteria free water, and nuclease free ultrapure water</li> <li>• Type III / RO water available from reservoir</li> <li>• Front-entry service doors for easy and quick access to consumables Data collection capabilities through RS232 interface – for compliance with GLP guidelines</li> <li>• Perfect single system solution for analytical and lifescience applications</li> </ul>	

S.No	Institute	Block Room No	Name of Lab	Name of Instrument	Make/ Model	Technical Specifications	Image
10	Amity Centre for Nanomedicine (ACNM), Amity Institute of Nanotechnology (AINT)	J-2/304	Instrumentation Lab	Micro Centrifuge	TARSONS (SPINWIN™ MC-03)	Micro Centrifuge Built to accommodate PCR tubes and micro centrifuges for seamless separations. With safety lid lock and lid drop protection, these centrifuges have a fully digital display. Equipped with automatic lid opening to prevent sample over heating, this centrifuge is for sensitive operations.	
11	Amity Centre for Nanomedicine (ACNM), Amity Institute of Nanotechnology (AINT)	J-2/304	Instrumentation Lab	Ultra Sonicator	LABMAN (LMUC-6)	SALIENT FEATURES <ul style="list-style-type: none"> <li>• Continuous Self Tuning Circuitry For Any change In Workload, Liquid Level And Bath Temp.</li> <li>• Uniform Cavitations Through Out The Tank</li> <li>• Separate Oscillator Eliminates Damage To Generator In Case of Failure Of Transducers</li> <li>• Using 40 Khz Frequency For Effective Cleaning With Low Noise</li> <li>• Designed For Complete Cleaning Of Small and Large Components Without Dismantling,</li> <li>• Inner tank and Outer body made of Stainless Steel</li> </ul> Tank Size: 300X155X150mm Basket capacity: 6 Ltr Ultrasonic Power: 150W	
12	Amity Centre for Nanomedicine (ACNM), Amity Institute of Nanotechnology (AINT)	J-2/304	Instrumentation Lab	Deep Freezer (-20° C)	Blue Star (-20° C)	Celfrost freezer Temperature Range: -20°C	


**AMITY INSTITUTE OF CLICK CHEMISTRY & RESEARCH STUDIES (AICCRS)**

S.No	Institute	Block Room No	Name of Lab	Name of Instrument	Make/Model	Technical Specifications	Image
1	AICCRS	J3- 103 First Floor	Molecular Science & Engineering lab	HPLC	Agilent Technologies (1220 Infinity LC)	<p>Detector UV/VIS                      Maximum Pressure 8700 psi                      Additional Specifications Agilent 1220 Infinity LC System - Performance Specifications</p> <p>Safety features: Extensive diagnostics, error detection and display, leak detection, safe leak handling, leak output signal for shutdown of pumping system. Low voltages in major maintenance areas.</p> <p>Control and data evaluation: Agilent EZChrom Compact, Agilent Lab Advisor, Agilent ChemStation, Agilent EZChrom Elite</p> <p>Communications: Controller-area network (CAN), RS-232C, APG Remote: ready, start, stop and shut-down signals, LAN</p> <p>GLP features: Early maintenance feedback (EMF), electronic records of maintenance and errors</p> <p>Agilent 1220 Infinity LC System – Performance Specifications Pumps (isocratic and gradient)</p> <p>Hydraulic system: Dual plunger in series pump with proprietary servo-controlled variable stroke drive, floating plungers and passive inlet valve                      Settable flow range: 0.001 – 10 mL/min, in 0.001 mL/ min increments                      Flow range: 0.2 – 10.0 mL/min                      Flow precision: 1 MPa (10 bar)</p>	
2	AICCRS	J3- 103 First Floor	Molecular Science & Engineering lab	Rotary Evaporator	BUCHI (RE 2)	<p>Description Specifications</p> <p>Main Machine - Manual Lift [RE-2] Motorized lift [RE-2A] (0-155mm)                      Rotating Speed -20-320 rpm motor power: 60w                      Heating Bath - 1.3Kw SS 316                      Temperature Range - Digital control Max: 210° C                      Total Power - 1.360 KW Voltage : ~220V50Hz                      Condenser - Vertical                      Charging Pipe -The Valve Charging pipe connects with PTFE pipe                      Sealing Ring - PTFE Sealing Ring.</p>	
3	AICCRS	J3- 103 First Floor	Molecular Science & Engineering lab	Ultra Violet Fluorescence Analysis Cabinet	NA	<p>UV viewing darkroom</p> <p>Lightweight, portable viewing darkroom is easily transported                      Felt curtain provides easy access to cabinet interior                      Large, UV viewing darkroom for use with larger samples                      Felt curtain provides easy access to cabinet interior while blocking out external light</p>	




S.No	Institute	Block Room No	Name of Lab	Name of Instrument	Make/Model	Technical Specifications	Image
4	AICCRS	J3- 103 First Floor	Molecular Science & Engineering lab	Immersion Cooler	Julabo (FT-902)	<p>Model series FT Series            Category Immersion Coolers            Working temperature range (°C) -90 ... +30            Temperature stability (°C) ±1            Temperature Display LED            Cooling capacity (Medium Ethanol)            °C 20 10 -20 -40 -80            kW 0.3 0.27 0.24 0.2 0.07            Refrigerant R23, R404A            Ambient temperature 5...35 °C            Dimensions W x L x H (cm) 38 x 55 x 60            Weight (kg) 50            Cooling of compressor Air            Immersion probe flex. Wellenschlauch, 65 x 1.5 (L x Ø) cm            Connection tube (L) cm 160</p>	
5	AICCRS	J3- 103 First Floor	Molecular Science & Engineering lab	Hot Air Oven	KHERA	<p>The standard double wall fabricated, inner chamber made of anodized aluminum or highly polished stainless steel sheet.            uniform heating range 50 to 250 C controlled by capillary type thermostat.            L- Shaped thermometer is built in type. Control panel provided with selector switches for high or low rating of power thermostat control knob and indicators for main &amp; thermostat and supplied with cord and plug. The equipment is suitable to operate 220V Ac 50Hz single phase.</p>	
6	AICCRS	J1- 120 First Floor	Molecular & Material Science Lab	Shaking Incubator	REMI (CIS -24 PLUS)	<p>Orbital Shaking Incubator is designed for precise temperature control and simultaneous shaking applications required in fermentations studies, enzyme reaction s, life sciences, tissue culture and biotechnology, research labs.            These chambers are available in standard &amp; GMP versions.</p> <p><b>SALIENT FEATURES</b>            Brushless induction Motor with variable frequency drive suitable for continuous operations            Step less variable frequency drive ensures gentle shaking start and maintains set speed            Counter balanced mechanism for high stability in uneven load of different sized flasks            Universal Shaking Platform to accommodate different sized assorted flasks            Maximum shaking capacity – 9 Flasks x 2000 ml            Powerful fan motor for forced air circulation to maintain uniform conditions inside chamber            Machine filled CFC free PUF insulation to eliminate void pockets            Unique design of thermal barrier for better energy efficiency            Heating by long SS tubular heaters            Additional tray to store samples            Chamber calibration port on side            Hermetically sealed Compressor with CFC free refrigerant (CIS-24 Plus)            Microprocessor controller with 4” LCD display for display of</p>	









S.No	Institute	Block Room No	Name of Lab	Name of Instrument	Make/Model	Technical Specifications	Image
7	AICCRS	J1- 120 First Floor	Molecular & Material Science Lab	Polystat	Cole-Parmer (PolyStat)	PolyStat provides high-quality baths and circulators with exceptional features and flexibility. Reliable performance and consistent temperature stability. Accurately heat and cool samples.	
8	AICCRS	J1- 120 First Floor	Molecular & Material Science Lab	Fume Hood facility	SUPREME AIR	Fume Hood facility HEPA Filtered Air Contaminated Worksurface Air Contaminated Room Air Contaminated Room Air Supply	
9	AICCRS	J1- 120 First Floor	Molecular & Material Science Lab	Rotary Evaporator	BUCHI (RE 2)	Description Specifications Main Machine - Manual Lift [RE-2] Motorized lift [RE-2A] (0-155mm) Rotating Speed -20-320 rpm motor power: 60w Heating Bath - 1.3Kw SS 316 Temperature Range - Digital control Max: 210° C Total Power - 1.360 KW Voltage : ~220V50Hz Condenser - Vertical Charging Pipe -The Valve Charging pipe connects with PTFE pipe Sealing Ring - PTFE Sealing Ring.	

S.No	Institute	Block Room No	Name of Lab	Name of Instrument	Make/Model	Technical Specifications	Image
10	AICCRS	J1- 120 First Floor	Molecular & Material Science Lab	Water Filtration Unit	ELGA	Ultrapure water direct from a potable tap water supply Ideal for laboratories	
11	AICCRS	J1- 120 First Floor	Molecular & Material Science Lab	Water Bath	NISCO	Range:- 7°C above room temperature to 100°C PID temperature control Over-temperature limiter, alarm indication Analog dialed indication with fine adjustment	
12	AICCRS	J1- 120 First Floor	Molecular & Material Science Lab	Ultra Sonicator	LABMAN	<p>SALIENT FEATURES</p> <ul style="list-style-type: none"> <li>• Continuous Self Tuning Circuitry For Any change In Workload, Liquid Level And Bath Temp.</li> <li>• Uniform Cavitations Through Out The Tank</li> <li>• Separate Oscillator Eliminates Damage To Generator In Case of Failure Of Transducers</li> <li>• Using 40 Khz Frequency For Effective Cleaning With Low Noise</li> <li>• Designed For Complete Cleaning Of Small and Large Components Without Dismantling,</li> <li>• Inner tank and Outer body made of Stainless Steel</li> </ul>	




S.No	Institute	Block Room No	Name of Lab	Name of Instrument	Make/Model	Technical Specifications	Image
13	AICCRS	J1- 120 First Floor	Molecular & Material Science Lab	Vaccum Oven	KHERA	Vaccum Oven for Lab use	
14	AICCRS	J1- 120 First Floor	Molecular & Material Science Lab	Hot Air Oven	KHERA	The standard double wall fabricated, inner chamber made of anodized aluminum or highly polished stainless steel sheet. uniform heating range 50 to 250 C controlled by capillary type thermostat. L- Shaped thermometer is built in type. Control panel provided with selector switches for high or low rating of power thermostat control knob and indicators for main & thermostat and supplied with cord and plug. The equipment is suitable to operate 220V Ac 50Hz single phase.	
15	AICCRS	J1- 120 First Floor	Molecular & Material Science Lab	Autoclave Facility	Autoclave	Vertical Autoclave facility for laboratories use	

S.No	Institute	Block Room No	Name of Lab	Name of Instrument	Make/Model	Technical Specifications	Image
16	AICCRS	J1- 121 First Floor	Biological and Molecular Science (BMS) Research Lab	Refrigerated Centrifuge	REMI (CPR - 24 Plus)	CPR-24 Plus Refrigerated Centrifuge is designed for centrifugation of temperature sensitive material and find application in routine and research work. Rust proof, easy to clean Stainless Steel centrifuge inner chamber with steel guard. High speed centrifuge Item Code: CPR24PLUS Production Capacity: 20000RPM	
17	AICCRS	J1- 121 First Floor	Biological and Molecular Science (BMS) Research Lab	Microprocessor pH, Conductivity TDS SAL Meter	Labtronics (LT-51)	Microprocessor Digital PH, Conductivity TDS SAL Meter	
18	AICCRS	J1- 121 First Floor	Biological and Molecular Science (BMS) Research Lab	Digital Potentiometer	Labtronics (LT-22)	Digital Potentiometer, is a precision instrument for potentiometric measurements. Results are displayed in milli volts on a direct digital readout by light emitting diodes(LED)	




S.No	Institute	Block Room No	Name of Lab	Name of Instrument	Make/Model	Technical Specifications	Image
19	AICCRS	J1- 121 First Floor	Biological and Molecular Science (BMS) Research Lab	Melting Point Apparatus	Veego	Melting Point Apparatus	
20	AICCRS	J1- 121 First Floor	Biological and Molecular Science (BMS) Research Lab	Weighting Balance	Wensar	Weighting Balance Max : 220g	
21	AICCRS	J1- 121 First Floor	Biological and Molecular Science (BMS) Research Lab	Cyclic Voltmeter - Potentiostat/Galvanostat/ZRA	Gamry- Reference 600	<p>The 600 is a high-performance potentiostat/galvanostat/ZRA particularly suitable for applications in physical electrochemistry, sensors, coatings, and corrosion.</p> <p>Key features of the 600 include:</p> <p>Designed for fast, low-current measurements  Maximum Applied Potential - <math>\pm 11</math> V  EIS - 10 <math>\mu</math>Hz - 5 MHz  For techniques including:</p> <p>Physical Electrochemistry  Pulse Voltammetry  Electrochemical Energy</p>	

S.No	Institute	Block Room No	Name of Lab	Name of Instrument	Make/Model	Technical Specifications	Image
22	AICCRS	J1- 121 First Floor	Biological and Molecular Science (BMS) Research Lab	UV-VIS Spectrophotometer	PerkinElmer (LAMBDA 365)	The LAMBDA™ 365 delivers state-of-the-art UV Vis performance that meets the needs of pharmaceuticals, analytic chemists, geneticists, and manufacturing QA/QC analysts everywhere. With 21 CFR part 11 compliant software available, the LAMBDA system is ready to support everything from standard methods and applications to those requiring regulatory compliance.	
23	AICCRS	J1- 121 First Floor	Biological and Molecular Science (BMS) Research Lab	Fluorescence and Absorbance Spectrometer	Duetta - HORIBA	The Future of Fluorescence Two-in-one Fluorescence and Absorbance Spectrometer UV-Vis-NIR Fluorescence Detection Wavelength Range from 250 to 1,100 nm Full 3-D Fluorescence EEM Acquisition in Less Than One Second Best in Class Fluorescence Sensitivity Specification of 6,000:1 RMS for Water Raman Automatic Correction for Primary and Secondary Inner Filter Effects (IFE) High Fidelity Molecular Fingerprinting with Unique A-TEEM™(Absorbance-Transmittance Excitation Emission Matrix) Technology Millisecond CCD Detection of Entire Fluorescence Spectrum	
24	AICCRS	J1- 121 First Floor	Biological and Molecular Science (BMS) Research Lab	Centrifuge	REMI (R 8C Plus)	Laboratory Centrifuge suitable for routine sample analysis Speed: 6000 RPM RCF: 5070 "g"(TM) Capacity: 400 ml Digital Timer Range: 0-99 Min.	






S.No	Institute	Block Room No	Name of Lab	Name of Instrument	Make/Model	Technical Specifications	Image
25	AICCRS	J1- 121 First Floor	Biological and Molecular Science (BMS) Research Lab	Tube Furnace	KHERA (KI-180 A)	Tube Furnace	
26	AICCRS	J1- 121 First Floor	Biological and Molecular Science (BMS) Research Lab	pH Meter	Labman (LMPH-12)	LMPH-12 Benchtop pH Meter is a high precision pH meter with large backlit LCD display. The meter can displays many useful prompt messages to helps you quickly and easily measuring the samples. Features: Selectable pH buffer standards and temperature units	
27	AICCRS	J1- 121 First Floor	Biological and Molecular Science (BMS) Research Lab	Microbial Culture Facility	NA	Microbial Culture Facility	

S.No	Institute	Block Room No	Name of Lab	Name of Instrument	Make/Model	Technical Specifications	Image
28	AICCRS	J1- 119 First Floor	Molecular Energy and Catalysis (MEC) Research Lab	Lyophilizer	U-TECH	<p>Lyophilizer Freeze Dryer covers a range of application from multiuser centralized laboratory application, pilot plant determination works etc. This unit is mounted on castors. The unit has hermetically sealed compressor maintains temperature upto -40°C &amp; -80°C fitted with Micro Processor Digital Temp. Indicator-cum-controller. Trap is given at non magnetic stainless steel dished bottom for complete effluent removal. Refrigerant Coils made of Copper are heavily insulated for maximum efficiency in the condensing chamber.</p> <p>Exterior: Powder coated MS  Exterior top: SS 304  Drying chamber: SS 304  Cold Trap Chamber: SS 304  Lids: Acrylic</p>	
29	AICCRS	J1- 119 First Floor	Molecular Energy and Catalysis (MEC) Research Lab	Hot Air Oven	NISCO	Hot air oven for sterilization	
30	AICCRS	J1- 119 First Floor	Molecular Energy and Catalysis (MEC) Research Lab	Oven	Swastika India Enterprises	Oven for Laboratory use	




S.No	Institute	Block Room No	Name of Lab	Name of Instrument	Make/Model	Technical Specifications	Image
31	AICCRS	J1- 119 First Floor	Molecular Energy and Catalysis (MEC) Research Lab	Hot Plate Magnetic Stirrer	Labman	Hot Plate Magnetic Stirrer	
32	AICCRS	J1- 119 First Floor	Molecular Energy and Catalysis (MEC) Research Lab	Ultra Violet Fluorescence Analysis Cabinet		Ultra Violet Fluorescence Analysis Cabinet	
33	AICCRS	J1- 119 First Floor	Molecular Energy and Catalysis (MEC) Research Lab	Dry Bath Incubator	Labtronics	Dry bath incubator or dry block heater is a class I medical device, which is used to provide controlled dry heating environment for test tubes containing in Vitro diagnostic specimens or samples for qualitative or quantitative procedure in clinical laboratories. Dry block heater plays a vital role in incubation and activation of cultures, enzyme reactions, coagulation studies, enzyme reactions, inactivation of sera, restriction digests, Polymerase Chain Reactions .	

S.No	Institute	Block Room No	Name of Lab	Name of Instrument	Make/Model	Technical Specifications	Image
34	AICCRS	J1- 119 First Floor	Molecular Energy and Catalysis (MEC) Research Lab	Ultra Sonicator	LABMAN	<p>SALIENT FEATURES</p> <ul style="list-style-type: none"> <li>• Continuous Self Tuning Circuitry For Any change In Workload, Liquid Level And Bath Temp.</li> <li>• Uniform Cavitations Through Out The Tank</li> <li>• Separate Oscillator Eliminates Damage To Generator In Case of Failure Of Transducers</li> <li>• Using 40 Khz Frequency For Effective Cleaning With Low Noise</li> <li>• Designed For Complete Cleaning Of Small and Large Components Without Dismantling.</li> <li>• Inner tank and Outer body made of Stainless Steel</li> </ul>	
35	AICCRS	J1- 119 First Floor	Molecular Energy and Catalysis (MEC) Research Lab	Rotary Evaporator	BUCHI (MC3i)	<p>Description Specifications</p> <p>Main Machine - Manual Lift [RE-2] Motorized lift [RE-2A] (0-155mm)</p> <p>Rotating Speed -20-320 rpm motor power: 60w</p> <p>Heating Bath - 1.3Kw SS 316</p> <p>Temperature Range - Digital control Max: 210° C</p> <p>Total Power - 1.360 KW Voltage : ~220V50Hz</p> <p>Condenser - Vertical</p> <p>Charging Pipe -The Valve Charging pipe connects with PTFE pipe</p> <p>Sealing Ring - PTFE Sealing Ring.</p>	
36	AICCRS	J1- 119 First Floor	Molecular Energy and Catalysis (MEC) Research Lab	Fume Hood facility	SUPREME AIR	<p>Fume Hood facility</p> <p>HEPA Filtered Air</p> <p>Contaminated Worksurface Air</p> <p>Contaminated Room Air</p> <p>Contaminated Room Air Supply</p>	




**AMITY INSTITUTE OF VIROLOGY & IMMUNOLOGY (AIVI)**

S.No	Institute	Block Room No	Name of Lab	Name of Instrument	Make/Model	Technical Specifications	Image
1	AIVI	J-3 LG-01	Molecular Virology/Clinical Virology & Immunology	Phase Contrast/ Dark Field/ Bright Field Microscope	Nikon (Eclipse 3200)	<p>Optical System :- CFI60 Infinity Optical System, Parfocal distance: 60 mm                      Illumination :- High luminescent white LED illuminator (Eco-illumination)                      6V20W/6V30W halogen lamp, Compliant multi-voltage (100 V-240 V)                      Eyepieces (F.O.V.): -CFI E 10x (20 mm) , CFI E 15x (12 mm)                      Focusing:- Coaxial coarse/fine focusing                      Coarse motion torque adjustable, Refocusing function                      Eyepiece Tube:-E2-TB Binocular Tube                      E2-TF Trinocular Tube, Eyepiece/Port: 100/0, 0/100, 360° rotatable                      C-TE2 Ergonomic Binocular Tube, Inclination: 10-30 degrees, Extension: up to 40 mm                      Nosepiece :-Quadruple nosepiece (within main body)                      Objectives (NA / W.D., mm):-CFI E Plan Achromat 4X (0.10 / 30)                      CFI E Plan Achromat 10X (0.25 / 0.7)                      CFI E Plan Achromat 40X (0.65 / 0.65)                      CFI E Plan Achromat 100X Oil (1.25 / 0.23)                      CFI Achromat DL and other higher-grade CFI60 objectives can be used.                      Condensers:-E2 Abbe Condenser N.A. 1.25, E2 Phase Condenser N.A. 1.25                      Observation Methods Brightfield, Epi-fluorescence, Darkfield, Phase contrast, Simple polarizing</p>	
2	AIVI	J-3 LG-01	Molecular Virology/Clinical Virology & Immunology	Gel Doc System	Bio Rad (GelDocTM XR+)	<p>Applications:-Fluorescence,Colorimetry/densitometry,Gel documentation                      Maximum sample size:-28 x 36 cm                      Maximum image area:-19.4 x 26 cm                      Excitation source:-Epi-white light and trans-UV (302 nm) are standard (optional 365 nm lamp available); optional trans-white conversion screen and XcitaBlue™ UV/blue conversion screen available                      Illumination control:-3 modes (trans-UV, trans white, epi-white)                      Detector:-CCD                      Image resolution:-4 megapixels                      Filter holder:-3 positions (2 for filters, 1 without filter)                      Dynamic range:- &gt;3.0 orders of magnitude</p>	
3	AIVI	J-3 LG-01	Molecular Virology/Clinical Virology & Immunology	Gradient PCR machine	BioRad(T100 TMThermal Cycler)	<p>Sample capacity: 96 wells x 0.2 ml                      Lid type: Fixed                      Reaction volumes: 1-100 µl                      Display: 5.7" color VGA touch-screen                      Gradient: Yes                      Memory: Unlimited with USB download to external source</p>	

**AMITY INSTITUTE OF NEUROPSYCHOLOGY & NEUROSCIENCES (AINN)**




S.No	Institute	Block Room No	Name of Lab	Name of Instrument	Make/Model	Technical Specifications	Image
1	AINN	J-1 FF-121	AINN Lab	PCR	Agilent Technologies (Sure Cycler 8800)	<p>Highest speed and flexible reaction volumes Agilents enzymes with Fusion technology perform with the speed of the instrument to produce faster and better results</p> <ul style="list-style-type: none"> <li>x High-resolution 7" touch screen</li> <li>x PCR wizards to improve start-up time and quickly create new protocols tailored to your research</li> <li>x Pre-loaded protocols and easily add new protocols</li> <li>x Sufficient memory to store 10,000 protocols</li> </ul>	
2	AINN	J-1 FF-121	AINN Lab	UV-VIS Spectrophotometer	Systronics (117)	<p>The advantages of the <math>\mu</math> Controller Based UV-VIS Spectrophotometer 117:</p> <ul style="list-style-type: none"> <li>Micro controller based, stand alone unit</li> <li>20 X 4 alphanumeric LCD display</li> <li>Automatic source optimisation</li> <li>200 – 1100 nm range</li> <li>1nm bandwidth</li> <li>%T, ABS, CONC measuring modes</li> <li>Single / Multi wavelength and Spectrum / Time Scan operating modes</li> <li>Data processing (Stand – alone) Peak – pick, 1st derivative</li> <li>Date processing (through optional PC) Peak-pick, Point-pick, Expansion / Overlaying / Averaging / Subtraction / 1st to 4th derivatives of spectra, besides storage and retrieval of data</li> <li>Automatic 5- position sample changer. 500 <math>\mu</math>l sample in 1ml cuvette and 2 ml in 4 ml cuvette</li> </ul>	
3	AINN	J-1 FF-121	AINN Lab	Refrigerated Centrifuge	REMI (NEYA 16R)	<p>REMI Neya 16 is designed considering the specific requirements of medical laboratories. Precise control of all run parameters helps in efficient results</p> <ul style="list-style-type: none"> <li>Max Speed (RPM): 15000</li> <li>No of Programmes: 10 (Protected)</li> <li>Max Capacity (ml): 4 x 175</li> <li>Max RCF (g): 21000</li> </ul>	









S.No	Institute	Block Room No	Name of Lab	Name of Instrument	Make/Model	Technical Specifications	Image
4	AINN	J-1 FF-121	AINN Lab	Rotary Shaker	RELITECH	Automation Grade: Automatic Operating Voltage: 220 - 240 Volts Designed for continuous shaking of solutions	
5	AINN	J-1 FF-121	AINN Lab	Deep Freezer -20°C	Celfrost	Horizontal -20°C Temperature Freezer for daily sample protection and dependability	
6	AINN	J-1 FF-121	AINN Lab	Water Distillation Unit	BOROSIL	Water Distillation for Laboratories	




S.No	Institute	Block Room No	Name of Lab	Name of Instrument	Make/Model	Technical Specifications	Image
7	AINN	J-1 FF-121	AINN Lab	Electrophoresis Unit	TARSONS (MC-01)	Use for electrophoresis	
8	AINN	J-1 FF-121	AINN Lab	Autoclave	EDUDAP	Vertical Autoclave Durable Easy to use	
9	AINN	J-1 FF-121	AINN Lab	Deep Freezer -20°C	Celfrost	Horizontal -20°C Temperature Freezer for daily sample protection and dependability	
10	AINN	J-1 FF-121	AINN Lab	Incubator	RELITECH	Incubator for Laboratory use	

**Amity Institute of Pharmacy (AIP)**





S.No	Institute	Block Room No	Name of Lab	Name of Instrument	Make/ Model	Technical Specifications	Image
1	Amity Institute of Pharmacy	Block A, Room No.- G-02	Central Instrumentation Room	Semi Automatic Biochemistry Analyser	Elico/Semi Auto CL 380	<p>PHOTOMETRIC                      Range -0.5 to 2.5 Abs                      Readability 0.001 Abs                      Stability Drift not more than <math>\pm 0.005</math> Abs / hour after 1hr. of warm up time                      Linearity Better than 1%                      Noise 0.0008 Abs Pk-Pk                      5V, 5W,                      Light Source:-Miniature Halogen Lamp                      Detector:-Silicon Photodiode                      MEASUREMENT MODES:-Monochromatic and Bichromatic                      DISPLAY:-4X20 LCD dot matrix alphanumeric backlight display</p>	
2	Amity Institute of Pharmacy	Block A, Room No.- G-02	Central Instrumentation Room	HPLC	Shimadzu/SPD20A	<p>Solvent delivery method Parallel-type double plunger                      Flow-rate setting range 0.0001 to 10.0000 mL/min.                      low-rate accuracy No more than 1% or 0.5<math>\mu</math>L/min., whichever is greater (0.01 to 2 mL/min.)                      Light source Deuterium (D2) lamp                      Wavelength range 190 to 700 nm                      Wavelength accuracy 1 nm max.                      Wavelength precision 0.1 nm max                      Noise 0.5 X 10<sup>-5</sup> AU (under specified conditions)                      Drift 1 X 10<sup>-4</sup> AU/h (under specified conditions)                      Linearity 2.5 AU (ASTM standard)                      Functions Dual-wavelength detection in the range 190 to 370 nm and upwards of 371, ratio-chromatogram output, wavelength scanning                      Cell Optical wavelength: 10 mm, capacity: 12<math>\mu</math>L, withstand pressure: 12 MPa                      Power requirements 100 VAC, 160 VA, 50/60 Hz</p>	
3	Amity Institute of Pharmacy	Block A, Room No.- G-02	Central Instrumentation Room	UV Visible Spectrophotometer	Perkin Elmer/Lambda 25	<p>Range : 190 - 1100 nm                      Bandwidth : 1 nm (fixed)                      Modes Of Operation : scanning, wavelength program, time-drive, rate, quant, scanning quant                      All version require, but do not include, a PC</p>	





S.No	Institute	Block Room No	Name of Lab	Name of Instrument	Make/ Model	Technical Specifications	Image
4	Amity Institute of Pharmacy	Block A, Room No.- G-02	Central Instrumentation Room	Automatic Biochemistry Analyzer	Erba/Chem 7	<p>Clinical Chemistry analyser, designed compactly. Suitable for small to medium sized laboratories so that the reporting is accurate and dependable. Open system having test programmable capacity of 200 and comes with 10 analytical modes, can be used for analyzing of hormones &amp; coagulation tests.</p> <p>Unique triple cuvette facility, for faster operation there are 56 direct access keys, consumes low reagent. It has optional dry block incubator &amp; battery pack for mobile use, QC monitoring is done and printer / keyboard are connected directly.</p>	
5	Amity Institute of Pharmacy	Block A, Room No.- G-03	Pharmaceutical Biotechnology Lab	Protein Sample Electrophoretic Visualization	Alphaimager EC	<p>Includes a wide range of fluorescent and colorimetric applications, but can also be expanded to chemiluminescence as laboratory needs change. Motorized Lens Allows direct control of aperture, zoom and focus through the software.</p> <p>Epi White Lights Assist when focusing and positioning samples.</p> <p>Dual-Wavelength Transilluminator Easily slides in and out of cabinet. High and low intensity settings provide additional illumination control.</p> <p>White Light Table For colorimetric applications such as Coomassie gels. Folds up when not in use.</p> <p>5-Position Filter Wheel Customizable for UV fluorescent imaging versatility. Motorized wheel makes switching between applications easy.</p> <p>Control Panel Touch panel allows control of light sources and filter position.</p>	
6	Amity Institute of Pharmacy	Block A, Room No.- G-03	Pharmaceutical Biotechnology Lab	Electrophoresis Unit	CROWN	<p>Temperature range: 5-80°C</p> <p>Linear gradient:45°C</p> <p>Themoblock dimensions:20 x 20 cm</p> <p>Glass plate dimensions:23,5 x 23,5 cm</p> <p>Gel dimensions: 20 x 21,7 cm</p> <p>Separation distance:(perpendicular / parallel) 16 cm / 19 cm</p> <p>Sample numbers (volume) :32 x (5µl)</p> <p>42 x (5µl), clean gels (846-024-240)</p>	




S.No	Institute	Block Room No	Name of Lab	Name of Instrument	Make/ Model	Technical Specifications	Image
7	Amity Institute of Pharmacy	Block A, Room No.- G-03	Pharmaceutical Biotechnology Lab	Fermenter	Brio BT Series	BT Series : Bench-top execution, 2 to 10 Ltr. for laboratory research.	
8	Amity Institute of Pharmacy	Block A, Room No.- G-03	Pharmaceutical Biotechnology Lab	Cooling Centrifuge	Remi/C-24BL	Max. Speed(rpm):20000 Max. RCF'g':37570 Max. Tube Size(ml):100 Max. Capacity(ml): 400 Lowest Temp.°C :-8	
9	Amity Institute of Pharmacy	Block A, Room No.- G-03	Pharmaceutical Biotechnology Lab	Mastercycler Gradient	eppendorf	Sample Capacity: 96 x 0.2 ml PCR tubes (unskirted, semi-skirted, skirted – according to SBS standard) Temperature control range of the block: 4 °C to 99 °C Temperature control mode: Block control, (simulated) tube control; both also available in gradient operation mode Heating technology of the block: Peltier elements, Triple Circuit Technology Gradient block: Over 12 rows Gradient range: 1 °C to 20 Heating rate*:ca. 4 °C/s Cooling rate*: ca. 3 °C/s Interfaces: 1 x Centronics, 1 x RS 232, Control panel, one each of CAN_in/CAN_out Dimensions (W x D x H): 26 cm x 41 cm x 30.5 cm Weight: 17 kg Power supply consumption: 120 V/220 V, 50-60 Hz, 900 W	




S.No	Institute	Block Room No	Name of Lab	Name of Instrument	Make/ Model	Technical Specifications	Image
10	Amity Institute of Pharmacy	Block A, Room No.- G-03	In Vitro Anti Cancer Lab	Laminar Flow Bench	NA	<p>Wooden/M.S Duley Power Coated /Stainless Steel Body.            Pre-Filter Blower (Motor Blower Assembly)            U. V. Light, Fluorescent Lamp            Operating Switch            Pressure Gauge (Manometer)            Stainless Steel Table Top            High quality HEPA filter provides protection for the product (filtration efficiency of more than 99.999% at 0.3 micron.            Ultra-quiet noise level of not more than 59 dBA.            Durable and easy to clean stainless steel worktop.            Cock for gas or vacuum line.            Work area properly illuminated by diffused glare free fluorescent light.</p>	
11	Amity Institute of Pharmacy	Block A, Room No.- G-03	In Vitro Anti Cancer Lab	CO2 Incubator	New Brunswick/ Galaxy 48S	<p>Volume 1.7 ft3 (48 L)            Shelves 3            Temperature control range: Ambient +4 to 50°C            Display readout Temperature and CO2 level            Stackable</p>	
12	Amity Institute of Pharmacy	Block A, Room No.- G-03	In Vitro Anti Cancer Lab	Inverted Microscope	Magnus	<p>Viewing Head: Trinocular Head Inclined at 30°~ Interpupillary 48 - 75mm            Eyepiece: High-point, Extra Wide Field Eyepiece EW10x/22            Objective: LWD Plan Infinity Objective- 4X/0.1 WD 18mm            40X/0.6 WD 2.6mm (Cover Glass 1.2mm)            LWD Plan Infinity Phase Objective - PH10X/0.25 WD 10mm PH20X/0.4 WD 5.1mm            Nosepiece: Quintuple Nosepiece            Condenser: ELWD Condenser NA 0.3, LWD72mm, (without condenser 150mm)            Phase Annulus: 10X-20X Phase Annulus Plate            Stage: Plain Stage: 160 x 250mm            Glass Insert            Auxiliary Stage 70 x 180mm            Focusing:Coaxial Coarse and Fine Adjustment            Coaxial Stroke: 37.7mm per Rotation, Fine Stroke: 0.2mm per Rotation            Illumination: Halogen Lamp 6 V30 W            Filter: Blue, Green and Frosted Glass, 45mm dia</p>	









S.No	Institute	Block Room No	Name of Lab	Name of Instrument	Make/ Model	Technical Specifications	Image
13	Amity Institute of Pharmacy	Block A, Room No.- G-08	Research Lab	Orbital Incubator Shaker	NA	<p>Double walled, outer chamber made of M.S.            Front lid is made up of transparent see through plexi glass            Rotary shaker platform is provided at the base of incubator to shake Erlenmeyer flasks.            Motor of variable speed a            Temperature of Orbital Shaking Incubator is controlled by Electronic Digital Temperature Indicator cum Controller from ambient to 70°C ± 0.5°C. The unit is fitted with air circulation fan for temperature uniformity. It is supplied with Digital RPM meter. To work on 220/230 volts A.C. Supply.</p>	
14	Amity Institute of Pharmacy	Block A, Room No.- G-01	Research Lab	ELISA Reader	Erba/Lisa Scan II	<p>Onboard 3 speed linear shaking (plate mixing)            8 channel reading with mono &amp; bicromatic optics            42 assay protocols            Lamp saver function            Mono &amp; Bi chromatic optics            PC software available</p>	
15	Amity Institute of Pharmacy	Block A, Room No.- G-01	Research Lab	ELISA Reader	Erba/Lisa Scan EM	<p>100 test programs            Built-in shaker with 3 speed variable mixing            Compatible to various plate geometrics of 96 well microplates and in 8 or 12 well formats            Single, dual and multiple wavelength reading option            Minimum reading time 8 s for single wavelength            Range: 405 nm, 450 nm, 492 nm and 630 nm. Optional filters 578 nm and 700 nm            Self diagnostic capabilities            Can perform various applications for microbiology using TNW software</p>	
16	Amity Institute of Pharmacy	Block A, Room No.- G-01	Research Lab	ELISA Washer	Lisa Wash	<p>User Interface : Touch Screen LCD, 128×64 pixels with backlight            Wash head : 8 and 12 head manifold compatible            Wash mode : Row and plate            Wash rows : 1-12 rows Flat Bottom            Plate Type : 96 well plate ( U,V and            No. of plates : Up to 10 type            Wash programs : 64            Moving Cycle : 1-9 cycles            Dispensing Volume : 50 - 450 in 5µl increments            Dispensing Precision : &lt; 5% at 300µl            Prime volume : 50-700µl            Aspiration pressure : Programmable 2 Types            Soak time : 1-255s</p>	

S.No	Institute	Block Room No	Name of Lab	Name of Instrument	Make/ Model	Technical Specifications	Image
17	Amity Institute of Pharmacy	Block A, Room No.- G-01	Research Lab	Soxhlet Apparatus	NA	Used for extracting soluble components or impurities from solids through repeated soaking/siphoning with solvent.	
18	Amity Institute of Pharmacy	Block A, Room No.- G-01	Research Lab	Lyophilizer	MRC Scientific Instruments	Freeze temperature: -50°C Vacuum degree: <15Pa Freeze-dry area: 0.12 m2 Tray load: 1.2L Water capture: 3kg/24h Sample tray: Φ200mm x4 Power supply: 220V 50Hz 800W Machine size(mm): L380xW500xH340	
19	Amity Institute of Pharmacy	Block A, Room No.- G-01	Research Lab	Electrophoresis Unit	Genetix/ GX300C	Horizontal Electrophoresis unit is a technique used for the separation of DNA, RNA, or protein molecules using an electric current applied to a gel matrix. It is usually performed for analytical purposes, and will used as a preparative technique prior to use of other methods such as PCR, DNA sequencing etc.	
20	Amity Institute of Pharmacy	Block A, Room No.- LG-09	Machine Room	Ball Mill	NA	Used for any type of grinding, milling and pulverizing. A versatile and multi-functional design allows to handle fibrous, brittle, dry or wet materials. Fitted with geared motor, 1.0 kg of capacity and 80 rpm speed. The equipment imparts high level purity in finished material.	



S.No	Institute	Block Room No	Name of Lab	Name of Instrument	Make/ Model	Technical Specifications	Image
21	Amity Institute of Pharmacy	Block A, Room No.- LG-09	Machine Room	Bottle Cap Sealing Machine	NA	<p>Portable, hand operated equipment with two extra cap holders of different sizes. Totally casted machine hand operated. Hand operated. -do- electrical operated (mounted on heavy stand.)</p>	
22	Amity Institute of Pharmacy	Block A, Room No.- LG-09	Machine Room	Digital Bulk Density	Nisco	<p>Specially designed to meet the requirements of USP Standards. Apparatus can hold two cylinders, Capacity: 100 ml.</p> <p>The mechanism provides simultaneously rotating and tapping motion to the cylinders for packing the sample under test evenly and uniformly together. The user has to select the No. of stokes in the counter &amp; other selecting just press start &amp; it will start the stokes &amp; the digital display will show the number of strokes.</p>	
23	Amity Institute of Pharmacy	Block A, Room No.- LG-09	Machine Room	Digital TAB Disintegration (USP)/ Dissolution Tester	Electrolab/TDT06L	<p>Range:- 25 - 200RPM Accuracy:-<math>\pm 1</math> Resolution:- 1 Temperature:30.0°C to 40.0°C Stabilisation Time:Approx 27 min Sensor:PT 100 Interval Range:1 min - 23 hrs 59 min No. of Intervals: 12 Volume Range:1 - 25 ml</p>	

S.No	Institute	Block Room No	Name of Lab	Name of Instrument	Make/ Model	Technical Specifications	Image
24	Amity Institute of Pharmacy	Block A, Room No.- LG-09	Machine Room	Digital Tablet Disintegration Test Machine (BP)	Nisco	<p>Designed for accurate estimation of disintegration time of tablets/capsules. Our Disintegration Test Machine is assembled in painted sheet metal cabinet with chemical resistant epoxy coating, fitted with superior quality constant speed sturdy motor. The guide discs and strokes are conforming to pharmacopoeia standards. We are a reputed name when it comes to the foremost Disintegration Testing Machine Suppliers.</p> <p>Digital Timer with Time Hold Facility Water bath for maintaining temperature Digital Temperature Controller with Water bath</p>	
25	Amity Institute of Pharmacy	Block A, Room No.- LG-09	Machine Room	Double Cone Blender	NA	<p>Capacity:- 5kg</p> <p>Double Cone Blender Consists of two stainless steel cone welded with cylindrical shape and having charging and discharging at opposite ends mounted on angle iron stand capacity 5Kg single speed on reduction gear box.</p>	
26	Amity Institute of Pharmacy	Block A, Room No.- LG-09	Machine Room	Fribility Test Appartus	National Scientific Appratus	<p>Used for tablets to resolve the life since the time it has been manufactured.</p> <p>Transparent plastic drum Rotating plastic drum for rots Plastic blades Timer</p>	




S.No	Institute	Block Room No	Name of Lab	Name of Instrument	Make/ Model	Technical Specifications	Image
27	Amity Institute of Pharmacy	Block A, Room No.- LG-09	Machine Room	Sieve Shaker	Perfect	Sieve shaker is designed to carry more than 5 sieves The shaker is driven by a Electric Motor	
28	Amity Institute of Pharmacy	Block A, Room No.- LG-09	Machine Room	Tab Punching Machine (Manual)	NA	Version: Hand operated (manually) Tablet Punching Machine	
29	Amity Institute of Pharmacy	Block A, Room No.- LG-09	Machine Room	Tab Punching Machine (GMP) (Automatic) Mini Press	Rimek	Version:GMP Rotary:Single Tooling:B No. of Station.:10 Max. Output (Tab/hr)*:18000 Max. Pressure:6 Ton Max. :Tab. Diameter:16 mm Max. Depth of Fill:17 mm Main Motor:ACVF	


S.No	Institute	Block Room No	Name of Lab	Name of Instrument	Make/ Model	Technical Specifications	Image
30	Amity Institute of Pharmacy	Block A, Room No.- LG-09	Machine Room	Coating Pan	Nisco	<p>Model CP-24”            Loading capacity 25            Drive Motor HP 3 PH 50 C S 415 V AC line 0.50            RPM of Pan (empty) 24 / 72            Hot air blower motor HP 3 PH 50 C/S 415 V AC line 0.25            Blower capacity Maximum CFM 100            Heater K.W 1.5 K.W</p>	
31	Amity Institute of Pharmacy	Block A, Room No.- LG-09	Machine Room	Tray Dryer	NA	<p>Racks are provided for trays inside the Dryer. Temperature Indicator, Fuse, Indicating lamp, Push button, Main isolator switch etc</p>	
32	Amity Institute of Pharmacy	Block A, Room No.- LG-09	Machine Room	Auto Granulator (Horizontal Drive)	Rimek/Kalweka HD-410 AC	<p>The purpose is to enable SCALE UP and invent/innovate a new drug by taking trials with small batch (minimum. 1 litres and maximum. 5 litres in volume) in R&amp;D labs, Pharmaceutical colleges &amp; Institutions, where limited physical space, sample size, price of trial, time and Ergonomic convenience are of utmost importance</p>	






S.No	Institute	Block Room No	Name of Lab	Name of Instrument	Make/ Model	Technical Specifications	Image
33	Amity Institute of Pharmacy	Block A, LG	Animal House Facility	Breeding Room	NA	Animal House Facility	
34	Amity Institute of Pharmacy	Block A, Room No.- LG-08	Pharmaceutical Lab - II	Clarity Tester	NISCO	For Clarity testing	

**AMITY INSTITUTE OF PUBLIC HEALTH (AIPH)**





S.No	Institute	Block Room No	Name of Lab	Name of Instrument	Make/Model	Technical Specifications	Image
1	AIPH	J1- 204 First Floor	Analytical Bio-Surveillance & Infectious Disease Epidemiology Lab	Microscope	Olympus (CX23)	Olympus (CX23) Body: Aluminum die-casting metal frame, Protective covering Optical System Infinity optical system Illumination System: Built-in transmitted illumination system, LED Power Consumption 0.5 W (nominal values) Focusing Stage height movement (coarse movement stroke: 15 mm), coarse adjustment limit stopper, Torque adjustment for coarse adjustment knob, Fine focus knob (minimum adjustment gradations: 2.5 µm) Revolving Nosepiece Fixed quadruple nosepiece Stage Wire movement mechanical fixed stage Traveling range: 76 mm (X) x 30 mm (Y), Specimen holder, Specimen position scale Observation Tube 30° inclined binocular tube Interpupillary distance adjustment range: 48 – 75 mm, Eye point adjustment: 370.0 – 432.9 mm Objectives Plan achromat, anti-fungus 4x NA: 0.10 W.D.: 27.8 mm 10x NA: 0.25 W.D.: 8.0 mm 40x NA: 0.65 W.D.: 0.6 mm 100x Oil NA: 1.25 W.D.: 0.13 mm (CX23 LED RFS1 only) Eyepiece (10x) Field Number (FN): 20 (anti-fungus) Optional Accessories Reflection mirror (CH20-MM), 15x eyepiece (WHSZ15X-H: FN 12, anti-fungus), Dedicated wooden case, Eyepiece micrometer, Darkfield stop (CH2-DS+CH2-FH) Weight Approx. 5.9 kg Rated Voltage/Electric Current AC 100–240 V 50/60 Hz 0.4 A Power Consumption Less than 2 W	
2	AIPH	J1- 205 First Floor	Health Data Analytics & Visualization Environment Lab	Micro Data Center	Schneider Electric Data Centre (APC Micro Data Center FX1 )/Lenovo	Lenovo 2 Workstations and APC Micro Data Center FX1	
3	AIPH	J1- 206 First Floor	Disease Dynamics & Molecular Epidemiology Lab	PCR	BIO-RAD (T100 Thermal Cycler)	100 thermal cycler offers an intuitive touch screen and reliable performance in a compact footprint for performing PCR Key Features: Save time programming with the intuitive touch screen Get superior results faster by optimizing your PCR assays in a single run using a thermal gradient Save valuable benchspace with the compact design Keep your protocols organized using personalized folders or a USB flash drive Get reliable performance for years with a robust design that protects the thermoelectric components of the cycler	

S.No	Institute	Block Room No	Name of Lab	Name of Instrument	Make/Model	Technical Specifications	Image
4	AIPH	J1- 206 First Floor	Disease Dynamics & Molecular Epidemiology Lab	PCR	Applied Biosystems™ (Veriti™ 96-Well Thermal Cycler)	<p>The Applied Biosystems® Veriti® 96-Well Thermal Cycler delivers the proven reliability of Applied Biosystems® instruments. With the added control of VeriFlex™ technology, you have six independent temperature blocks that provide precise control over your PCR optimization. Additionally, the color touch screen simplifies setup and use of the Veriti® 96-Well Fast Thermal Cycler. Optional setups for fast or standard PCR methods provide with flexibility to shorten your PCR cycling times. The Veriti® 96-Well Thermal Cycler is equipped with a standard 0.2 mL block configuration.</p> <p>Key Highlights:</p> <ul style="list-style-type: none"> <li>• Innovative VeriFlex™ Blocks allow for precise PCR optimization and enable you to run up to 6 independent assays</li> <li>• Standard 0.2 mL block format is compatible with many downstream applications</li> <li>• Standard and fast enabled cycling to address your current and future PCR needs</li> <li>• Easy-to-use graphical interface (6.5 inch VGA Touch Screen)</li> <li>• Convenient protocol transfer from one Veriti® Thermal Cycler to another using USB</li> <li>• Reduced PCR cycling time when using faster ramp rates</li> <li>• Optional VeritiLink™ Remote Management Software provides you with peace of mind, allowing you to remotely manage more than 50 cyclers from your PC or internet-compatible phone</li> </ul>	
5	AIPH	J1- 206 First Floor	Disease Dynamics & Molecular Epidemiology Lab	Refrigerated Centrifuge	REMI (NEYA 16R)	<p>REMI Neya 16 is designed considering the specific requirements of medical laboratories. Precise control of all run parameters helps in efficient results</p> <p>Max Speed (RPM): 15000  No of Programmes: 10 (Protected)  Max Capacity (ml): 4 x 175  Max RCF (g): 21000</p>	
6	AIPH	J1- 206 First Floor	Disease Dynamics & Molecular Epidemiology Lab	Rotary Shaker	REMI (RS-24 Plus)	<p>Automation Grade: Automatic  Operating Voltage: 220 - 240 Volts  Volume Liter: 18 Ltr (max.)  Display: 4 inch Large LCD Display  Variable Speed: 20 - 300 RPM  Shaking Amplitude: 40 mm  Speed Control: VFD</p>	

S.No	Institute	Block Room No	Name of Lab	Name of Instrument	Make/Model	Technical Specifications	Image
7	AIPH	J1- 206 First Floor	Disease Dynamics & Molecular Epidemiology Lab	Water Bath	REMI (RWB 6)	REMI Water Bath is multipurpose water bath with adjustable double line six holes to hold different size samples for easy & hygienic heating	
8	AIPH	J1- 206 First Floor	Disease Dynamics & Molecular Epidemiology Lab	pH Meter	Labman (LMPH-9)	Type Of Ph Meter: Table-Top Usage/Application: Laboratory Weight: 750g Calibration: 3Ponits Resolution: 0.1/0.01pH Display Type: LCD Ph Range: 0-14.00pH	
9	AIPH	J1- 206 First Floor	Disease Dynamics & Molecular Epidemiology Lab	Deep Freezer -20°C	REMI (RFV-340)	Verticle -20°C Temperature Freezer for daily sample protection and dependability	





S.No	Institute	Block Room No	Name of Lab	Name of Instrument	Make/Model	Technical Specifications	Image
10	AIPH	J1- 206 First Floor	Disease Dynamics & Molecular Epidemiology Lab	Autoclave	NISHIKA Instruments	Vertical Autoclave Durable Easy to use	
11	AIPH	J1- 206 First Floor	Disease Dynamics & Molecular Epidemiology Lab	Hot Plate Magnetic Stirrer	Labman (LMMS-A30)	Multi-position Hot Plate Magnetic Stirrer LMMS-A30 is a table top device with digital hotplate magnetic stirrer	
12	AIPH	J1- 206 First Floor	Disease Dynamics & Molecular Epidemiology Lab	Cyclomixer	REMI (CM-101)	Vortex Mixer is designed for mixing liquids in Schools, Laboratories & Factories, Touch/ Continuous Operation mode Selection through bi-directional Switch Speed Regulation through knob provided on the control panel Interchangeable mixing heads for use with variety of tubes. Supplied with all interchangeable mixing heads Motor Type: Shaded-Pole Motor Motor Rating Input / Output: 58 / 10 W Permissible ON time 100% power 30 mins Speed range: 0- 2500 RPM Run Type Continuous / Touch Operation	





**Name of the Institute: AMITY INSTITUTE OF PHYSIOLOGY AND ALLIED SCIENCES (AIPAS)**





S.No	Institute	Block Room No	Name of Lab	Name of Instrument	Make/Model	Technical Specifications	Image
1	AMITY INSTITUTE OF PHYSIOLOGY AND ALLIED SCIENCES	F-1/ LGF	Advance Physiology Lab	PCR Instrument	Agilent	Used for polymerase chain reaction for amplification of DNA	
2	AMITY INSTITUTE OF PHYSIOLOGY AND ALLIED SCIENCES	F-1/ LGF	Advance Physiology Lab	Midi Submarine Electrophoresis Tray	Tarson	used to run DNA agarose gel electrophoresis	
3	AMITY INSTITUTE OF PHYSIOLOGY AND ALLIED SCIENCES	F-1/ LGF	Advance Physiology Lab	Gel caster for submarine electrophoresis	Tarson	used to cast the agorse gel	
4	AMITY INSTITUTE OF PHYSIOLOGY AND ALLIED SCIENCES	F-1/ LGF	Advance Physiology Lab	UV Transilluminator	Relitech	used to see the DNA Bands in Agorose Gel	
5	AMITY INSTITUTE OF PHYSIOLOGY AND ALLIED SCIENCES	F-1/ LGF	Advance Physiology Lab	Refrigerated Microcentrifuge	Remi	used for cetrifugation at controlled tempretarre	









S.No	Institute	Block Room No	Name of Lab	Name of Instrument	Make/Model	Technical Specifications	Image
6	AMITY INSTITUTE OF PHYSIOLOGY AND ALLIED SCIENCES	F-1/ LGF	Advance Physiology Lab	Micropipettes Set	Corning	Used for handling micro litre volumes of liquid.	
7	AMITY INSTITUTE OF PHYSIOLOGY AND ALLIED SCIENCES	F-1/ LGF	Advance Physiology Lab	Magnetic stirrer with hot plate	Relitech	Used for mixing solutions	
8	AMITY INSTITUTE OF PHYSIOLOGY AND ALLIED SCIENCES	F-1/ LGF	Advance Physiology Lab	Weighing balance	Wensar	used for measuing wight of chemicals	
9	AMITY INSTITUTE OF PHYSIOLOGY AND ALLIED SCIENCES	F-1/ LGF	Advance Physiology Lab	pH Meter	Relitech	Used for measuring of pH of solutions	

S.No	Institute	Block Room No	Name of Lab	Name of Instrument	Make/Model	Technical Specifications	Image
10	AMITY INSTITUTE OF PHYSIOLOGY AND ALLIED SCIENCES	F-1/ LGF	Advance Physiology Lab	Deep Freezer	Celfrost	Used for preserving samples at -20°C	
11	AMITY INSTITUTE OF PHYSIOLOGY AND ALLIED SCIENCES	F-1/ LGF-12A	APPLIED PHYSIOLOGY LAB	Computerised Biofeedback	AALE0831	Used for performing HRV and ECG tests	
12	AMITY INSTITUTE OF PHYSIOLOGY AND ALLIED SCIENCES	F-1/ LGF-12A	APPLIED PHYSIOLOGY LAB	Microtome	RMT220	Uses for section cutting of tissue samples	
13	AMITY INSTITUTE OF PHYSIOLOGY AND ALLIED SCIENCES	F-1/ LGF-12A	APPLIED PHYSIOLOGY LAB	Microscope	AJ-11	Used for enlarge view of tissue sections	

S.No	Institute	Block Room No	Name of Lab	Name of Instrument	Make/Model	Technical Specifications	Image
14	AMITY INSTITUTE OF PHYSIOLOGY AND ALLIED SCIENCES	F-1/ LGF-12A	APPLIED PHYSIOLOGY LAB	Vortex	RT455	Used for mixing samples	
15	AMITY INSTITUTE OF PHYSIOLOGY AND ALLIED SCIENCES	F-1/ LGF-12A	APPLIED PHYSIOLOGY LAB	Hotplate	RT440	Used for heating solutions	
16	AMITY INSTITUTE OF PHYSIOLOGY AND ALLIED SCIENCES	F-1/ LGF-12A	APPLIED PHYSIOLOGY LAB	Vibration meter	VB-8201HA	used for measuring the displacement, velocity, or acceleration of a vibrating body.	
17	AMITY INSTITUTE OF PHYSIOLOGY AND ALLIED SCIENCES	F-1/ LGF-12A	APPLIED PHYSIOLOGY LAB	Goniometer		used for measuring range of motion joint angles of the body	


S.No	Institute	Block Room No	Name of Lab	Name of Instrument	Make/Model	Technical Specifications	Image
18	AMITY INSTITUTE OF PHYSIOLOGY AND ALLIED SCIENCES	F-1/ LGF-12A	APPLIED PHYSIOLOGY LAB	Pedometer		Used for measuring a person's physical activity level throughout the day	
19	AMITY INSTITUTE OF PHYSIOLOGY AND ALLIED SCIENCES	F-1/ LGF-12A	APPLIED PHYSIOLOGY LAB	Body fat monitor		Used to measure the % of fat in human body	
20	AMITY INSTITUTE OF PHYSIOLOGY AND ALLIED SCIENCES	F-1/ LGF-12A	APPLIED PHYSIOLOGY LAB	Refrigerator	Arctic steel 3s 20677	Used for storing of chemical and samples	
21	AMITY INSTITUTE OF PHYSIOLOGY AND ALLIED SCIENCES	F-1/ LGF-12A	APPLIED PHYSIOLOGY LAB	Microwave	sw13899	Used for heating and making agrose gel	

S.No	Institute	Block Room No	Name of Lab	Name of Instrument	Make/Model	Technical Specifications	Image
22	AMITY INSTITUTE OF PHYSIOLOGY AND ALLIED SCIENCES	F-1/ LGF-12A	APPLIED PHYSIOLOGY LAB	Glucometer		Used for measuring blood sugar level	
23	AMITY INSTITUTE OF PHYSIOLOGY AND ALLIED SCIENCES	F-1/ LGF-12A	APPLIED PHYSIOLOGY LAB	Waterbath		Used for incubation in temperature controlled water	
24	AMITY INSTITUTE OF PHYSIOLOGY AND ALLIED SCIENCES	F-1/ LGF-12A	APPLIED PHYSIOLOGY LAB	Centrifuge		Used for centrifugation of samples	
25	AMITY INSTITUTE OF PHYSIOLOGY AND ALLIED SCIENCES	F-1/ LGF-12A	APPLIED PHYSIOLOGY LAB	Incubator		Used for incubating samples and solutions at controlled temperature	





S.No	Institute	Block Room No	Name of Lab	Name of Instrument	Make/Model	Technical Specifications	Image
26	AMITY INSTITUTE OF PHYSIOLOGY AND ALLIED SCIENCES	F-1/ LGF-12A	APPLIED PHYSIOLOGY LAB	Blood pressure apparatus		Used for measuring blood pressure of human being	
27	AMITY INSTITUTE OF PHYSIOLOGY AND ALLIED SCIENCES	F-1/ LGF-12A	APPLIED PHYSIOLOGY LAB	Stethoscope		High Quality Stethoscopes: Used for listen heart beat of human being	






**Amity Institute of Physiotherapy (AIPT)**

S.No	Institute	Block Room No	Name of Lab	Name of Instrument	Technical Specifications	Image
1	Amity Institute of Physiotherapy	F-1 Block Lower Ground Floor	ELECTRO Lab /Room No. 21	EMG/EP/NCV/Biofeedback	<p>The equipment has facilities for performing and analyzing data for following tests.</p> <ol style="list-style-type: none"> <li>1. Nerve Conduction Studies with Constant current stimulator (MCS, NCS, F wave, H reflex, Blink reflex, RNST, &amp; Inching studies – user should be able to pre configure more than 40 examinations in ANS option.</li> <li>2. Evoked Potentials: Visual Evoked Potentials with Pattern and LED goggles (ERG, EOG PRVEP &amp; LEDVEP) – EOG velocity waveform display with original EOG signal.</li> <li>o Somatosensory Evoked potentials with signal triggering and back averaging</li> <li>3. EMG (Free run needle EMG, MUAP analysis, Interference pattern, Auto MUP detection and classification, and real time turn 4. Biofeedback</li> </ol>	

**Amity Food and Agriculture Foundation (AFAF)**

S.No	Institute	Block Room No	Name of Lab	Name of Instrument	Make/Model	Technical Specifications	Image
1	AFAF	J1- G04 Ground Floor	Plant Molecular Biology and Genomics	GC System	Agilent (GC AND GC/MS)	The Agilent portfolio of GC/MS instruments provides comprehensive analytical capabilities, allowing users to achieve sensitive, robust, and reliable GC/MS analysis of any sample in a routine setting.	
2	AFAF	J1- G04 Ground Floor	Plant Molecular Biology and Genomics	QPCR System	Agilent Technologies (Mx 3000P QPCR System)	<p>Features</p> <ul style="list-style-type: none"> <li>Robust PCR performance in any application</li> <li>Intuitive and efficient operation to ensure a productive laboratory workflow</li> <li>Simple maintenance and calibration requirements</li> </ul>	
3	AFAF	J1- G04 Ground Floor	Plant Molecular Biology and Genomics	PCR	Agilent Technologies (Sure Cycler 8800)	<p>Highest speed and flexible reaction volumes</p> <p>Agilent's enzymes with Fusion technology perform with the speed of the instrument to produce faster and better results</p> <ul style="list-style-type: none"> <li>x High-resolution 7" touch screen</li> <li>x PCR wizards to improve start-up time and quickly create new protocols tailored to your research</li> <li>x Pre-loaded protocols and easily add new protocols</li> <li>x Sufficient memory to store 10,000 protocols</li> </ul>	
4	AFAF	J1- 103 First Floor	Plant Molecular Biology and Genomics	Lyophilizer	U-Tech (Lyophilizer Freeze Dryer)	<p>Lyophilizer Freeze Dryer covers a range of application from multiuser centralized laboratory application, piolet plant determination works etc. This unit is mounted on castors. The unit has hermetically sealed compressor maintains temperature upto -40°C &amp; -80°C fitted with Micro Processor Digital Temp. Indicator-cum-controller. Trap is given at non magnetic stainless steel dished bottom for complete effluent removal. Refrigerant Coils made of Copper are heavily insulated for maximum efficiency in the condensing chamber.</p> <p>Specification:</p> <ul style="list-style-type: none"> <li>MOC</li> <li>Exterior: Powder coated MS</li> <li>Exterior top: SS 304</li> <li>Drying chamber: SS 304</li> <li>Cold Trap Chamber: SS 304</li> <li>Lids: Acrylic</li> </ul>	

S.No	Institute	Block Room No	Name of Lab	Name of Instrument	Make/Model	Technical Specifications	Image
5	AFAF	J1- 103 First Floor	Plant Growth Room	Plant Growth Chamber	In-house facility	Plant Growth Chamber	
6	AFAF	J1- G04 Ground Floor	Endophyte Lab	HPLC	Agilent (1260 Infinity 11 Prime LC)	<p>The 1260 Infinity II LC System is a robust high performance liquid chromatography instrument that offers the widest choice of modules for analytical HPLC and entry-level UHPLC. It delivers the performance, reliability, and robustness you need for highest confidence in your daily results.</p> <p>Building on the history of the 1100 and 1200 series analytical HPLC, the 1260 Infinity II LC delivers robust HPLC results while providing several ease-of-use features, making it the standard system for routine HPLC testing and analysis. Mix and match new modules with existing HPLC instrumentation to maximize uptime and minimize disruption. The 1260 Infinity II LC puts you on the fast track to efficiency, optimizing speed and resolution for analysis by HPLC.</p>	
7	AFAF	J1- G04 Ground Floor	Endophyte Lab	Weighting Balance	Wensar	Weighting Balance Max : 220g	





S.No	Institute	Block Room No	Name of Lab	Name of Instrument	Make/Model	Technical Specifications	Image
8	AFAF	J1- G04 Ground Floor	Endophyte Lab	pH Meter	Toshniwal Instruments Mfg. Pvt. Ltd., Ajmer (CL-54)	Product Specification pH Range 0-14.00 mV Range +-1999 Temperature Range 0 -100 Deg C Product Description 3½ digit large LED display Slope correction facility available pH/ Redox/ Temp. measurement	
9	AFAF	J1- G04 Ground Floor	Endophyte Lab	Kjeldhal Distillation Unit	Tradevel Scientific Industries, Delhi	Kjeldhal Distillation Unit	
10	AFAF	J1- G04 Ground Floor		Ultra Sonicator	LABMAN	<b>SALIENT FEATURES</b> <ul style="list-style-type: none"> <li>• Continuous Self Tuning Circuitry For Any change In Workload, Liquid Level And Bath Temp.</li> <li>• Uniform Cavitations Through Out The Tank</li> <li>• Separate Oscillator Eliminates Damage To Generator In Case of Failure Of Transducers</li> <li>• Using 40 Khz Frequency For Effective Cleaning With Low Noise</li> <li>• Designed For Complete Cleaning Of Small and Large Components Without Dismantling.</li> <li>• Inner tank and Outer body made of Stainless Steel</li> </ul>	

S.No	Institute	Block Room No	Name of Lab	Name of Instrument	Make/Model	Technical Specifications	Image
11	AFAF	J1- G04 Ground Floor		Magnetic Stirrer (with Hotplate)	REMI (2 LMH)	<p>Remi Magnetic Stirrer Model: 2 MLH is with PMDC Motor for higher torque even at low speeds.            Better speed regulation even with small volume &amp; Low speeds.            Accurate Stepless speed control maintains excellent speed stability,            Digital speed indicator for display of stirring speed. Totally enclosed unit            Designed for use even in corrosive atmosphere.</p>	
12	AFAF	J1- LG05 Lower Floor		Centrifuge	REMI (R-23)	<p>R-23 centrifuge is widely used in auxiliary laboratories in industry, Educational &amp; Research institutions, Bio Technology, Medical Laboratories, Hospitals, Blood Banks, Pharmaceutical laboratories and agriculture soil testing for determination of moisture equivalent of soil. It is also suitable for determination of settlement of paints, pastes, cosmetics and food products. Centrifuge rotors &amp; carriers are also suitable for use with Variety of Falcon &amp; Vacutainer Tubes.</p> <p><b>SALIENT FEATURES</b>            Stepless speed regulator with zero start interlock            Digital speed indicator            Dynamic brake            0-99 minutes digital count down timer            Imbalance detector with cutoff            Safety lid interlock to prevent cover opening during centrifugation</p>	
13	AFAF	J1- LG05 Lower Floor		Deep Freezer (-4° C)	Celfrost (-4° C)	<p>Celfrost freezer            Temperature Range: -4°C</p>	

S.No	Institute	Block Room No	Name of Lab	Name of Instrument	Make/Model	Technical Specifications	Image
14	AFAF	J1- LG05 Lower Floor		Deep Freezer (-4° C)	Celfrost (-4° C)	Celfrost freezer Temperature Range: -4°C	
15	AFAF	J1- LG05 Lower Floor		Deep Freezer (-20° C)	Celfrost (-20° C Deep Freezer)	Celfrost Vertical freezer Temperature Range: -20°C	
16	AFAF	J1- LG05 Lower Floor		Refrigerator	Samsung	Refrigerator Frost Free 394 Ltrs.	











**Amity International Centre for Post Harvest Technology & Cold Chain Management (AICPHTCCM)**





S.No	Institute	Block Room No	Name of Lab	Name of Instrument	Make/ Model	Technical Specifications	Image
1	AICPHTCCM	J-1 /LG-05	Low Temperature Storage Room/Ripening Lab	CoolBot Cool Room	Blue Star (F/PROD/CR/01/00)	<p>Temperature Range :- Upto 4 degree C                      CoolBot window air conditioner                      Easily installed, cost effective                      Low power consumption                      Environment friendly i.e. low carbon emission                      Reliable, energy-efficient refrigeration units                      Timer-based electrically operated ventilation systems and exhaust fans                      High CFM evaporators to ensure uniform airflow inside the chamber                      Gas-emission systems for flexible, large-scale ripening processes                      Ethylene generators for sequential ripening solutions                      Humidifiers to maintain high humidity throughout the ripening cycle                      CO2 and ethylene analysers to monitor carbon dioxide levels*</p> <p><b>Typical conditions for ripening banana</b>                      Fruit temperature :14 to 180c                      Relative humidity: 90-95%                      Ethylene concentration: 100-150 ppm                      Duration of exposure to ethylene: 24-48 hrs                      Carbon dioxide: &lt;1%</p> <p><b>Typical conditions for ripening Mango</b>                      Fruit temperature :20 to 220c                      Relative humidity: 90-95%                      Ethylene concentration: 100-150 ppm                      Duration of exposure to ethylene: 12-24 hrs                      Carbon dioxide: &lt;1%</p>	 
2	AICPHTCCM	J-1 /LG-04	Processing Lab	UV Visible Spectrophotometer	Systronics (119)	<p>High Performance Stabel Beam Optics, 1200 lines/mm Grating, Czerny Turner mount monochromator.                      Wavelength:                      Range: 200-1000nm                      Resolution: 0.1 nm                      Accuracy: ± 1nm                      Repeatability: 0.5 nm                      Bandwidth: 2nm</p>	
3	AICPHTCCM	J-1 /LG-03	PHT Lab/ Instrumentation Lab	Micro Centrifuges	REMI ( RM - 12CDX)	<p>Max. Speed rpm 16000                      Max. RCF 'g' 16600                      Max. Capacity ml 40                      W x D x H mm 280 x 350 x 290</p>	

4	AICPHTCCM	J-1 /LG-03	PHT Lab/ Instrumentation Lab	Microscope Primo Star	ZEISS	<p>Primo Star is your digital classroom microscope - designed with long-term use and extreme durability in mind. With Primo Star and the integrated HD streaming camera in conjunction with the iPad App Labscope from ZEISS, you can connect several microscopes in your classroom to a network. Doing so makes teaching easy and will help your students learn quickly and effortlessly</p>	
5	AICPHTCCM	J-1 /LG-03	PHT Lab/ Instrumentation Lab	Atomic Absorption Spectrophotometer	NOV AA 350	<p>novAA® 350 represents a fully automated flame system with double beam mode and automatic 8-lamp turret. The novAA® 350 is designed to meet the challenges of the most routine analysis and demanding applications. At a glance: Robust design for handling complex matrices and resists difficult lab environment High degree of automation through intelligent auto optimization routines and accessories Fully automated 8 lamp turret for highest sample throughput Single beam and double beam optics Very strong background correction with Deuterium lamp Intuitive user guidance Hydride technique The combination of the hydride technique with the novAA® 350 enables the analysis of hydride forming elements, such as As, Se, Sb, Te, Bi and Sn: Combination of Continuous Flow and Batch mode for hydride technique Integrated amalgamation unit (gold-platinum-net) for best detection limits of mercury Integrated electro thermal heating</p>	
6	AICPHTCCM	J-1 /LG-03	PHT Lab/ Instrumentation Lab	BOD Incubator Perfect System	Ambassador	<p>BOD Incubator Perfect System for Laboratory use</p>	
7	AICPHTCCM	J-1 /LG-03	PHT Lab/ Instrumentation Lab	Mechanical Dryer		<p>Mechanical Dryer for Laboratory use</p>	
8	AICPHTCCM	J-1 /LG-03	PHT Lab/ Instrumentation Lab	Hot Air Oven		<p>Hot Air Oven for Laboratory use</p>	





**Amity Institute of Food Technology (AIFT)**

S. No	Institute	Block Room No	Name of Lab	Name of Instrument	Make/ Model	Technical Specifications	Image
1	AIFT	I2LG02	Food Processing Lab-1	Bowl Chopper	Germany/TC-11	2 speed, 400/3/50-60 with 3 knife assembly, Table top model	
2	AIFT	I2LG02	Food Processing Lab-1	Ham/salami Slicer	France/Gravinox 300 Dadoux	Mono 230 V, 50 Hz Manual Carriage movement for slicing blade Dia-30cm	
3	AIFT	I2LG02	Food Processing Lab-1	Mincer	Spain/Mainca/ PM70ADZ	PM-70 CE, II, 230 v. 50Hz, 0.75 HP Meat mincer completely made in stainless steel. Table top unit equipped with 70 unger head for double cut and rings for simple and double cut	
4	AIFT	I2LG02	Food Processing Lab-1	Sausage Filler	Spain/Mainca, FC-12	FC-12 CE, II, 230 V, 50 hz, 1.25 HP, Hydraulic Vertical sausage filler with fixed cylinder. Equipped with lid in aluminium and piston in polythene.	




S. No	Institute	Block Room No	Name of Lab	Name of Instrument	Make/ Model	Technical Specifications	Image
5	AIFT	I2LG02	Food Processing Lab-1	Batter Breeding Enrobing Machine	Spain, Gaser/Compact/5567-6298	Table top automatic batter and bread crumbs Production: 2000 pieces/h Warranty: 12 months	
6	AIFT	I2LG02	Food Processing Lab-1	Sausage Cooker	India/SunLab, Chennai, 001/2019	Inner Chamber Size: 600*450*450mm Capacity 125 to 150 l Temperature Range 5 to 95°C Power rating: 7.5 Kw, Volt: 400V, 3 phase	
7	AIFT	I2LG02	Food Processing Lab-2	Freeze drier	Gujrat, India/Freeze Drying Systems Pvt. Ltd, REVA 02	2kg/24h capacity Laboratory scale Lyophilizer/freeze dryer	
8	AIFT	I2LG02	Food Processing Lab-3	Humidity Chamber	Vasai, Inida/Remi/CHM-6 Plus	Capacity: 200l Temperature range: 10 to 60°C Humidity Range: 40% to 95% Controller-Microprocessor Display- LCD Version	





S. No	Institute	Block Room No	Name of Lab	Name of Instrument	Make/ Model	Technical Specifications	Image
9	AIFT	I2LG02	Food Processing Lab-4	Try drier	Gaziyaba, UP, India Universal Engineers	Flour Model Try drier, 10 kg capacity, temperature range: 10 to 100°C	
1	AIFT	I-1/FF-404	MICROBIOLOGY AND BIOTECHNOLOGY LAB	BOD Incubator	NISCO	Utilized to prepare Biochemical Oxygen Demand determinations and for preservation of chemicals, vaccines, and many more. Double walled with the inner chamber made of stainless steel and the outer made of mild steel which is duly powder coated. Temperature range:- 5oC to 50oC with accuracy ± 1oC. Size:10 Cubic Feet Shelves Adjustable 3 / 4 shelves The unit is fitted with a digital temperature controller and an air circulating blower to keep the temperature uniform inside the chamber.	
2	AIFT	I-1/FF-404	MICROBIOLOGY AND BIOTECHNOLOGY LAB	Forced Convection Oven	Lab Companion/OF-12G	Min Temperature 30 °C / 86 °F Max Temperature 250 °C / 482 °F Volume 3.6 cu. ft. / 102 L RS-232 interface Microprocess PID control / Auto-tuning / Calibration Digital timer: 1 min to 99 hr 59 min, delayed ON / OFF Over-temperature limiter / Door opening alarm 3 different temperature values memorable without auto-tuning	
3	AIFT	I-1/FF-404	MICROBIOLOGY AND BIOTECHNOLOGY LAB	Motic Digital Research Microscope (Image Analyzer)	Motic/BA-310	Includes color corrected infinity optical system. Objective Lenses: Inward facing quintuple objective turret revolving nosepiece holds Color Corrected Infinity System (CCIS) EF-N Plan Achromat objectives, CCIS Plan Achromat objectives or CCIS Plan Phase objectives. Eyepieces: Siedentopf high eyepoint widefield 10x eyepieces, 20mm FOV. Accepts 25mm diameter reticle. 30° inclined binocular tubes with interpupillary distance adjustments from 55 mm to 75 mm. Independent diopter adjustments are on each eyepiece, rather than on the eyepiece tube. Trinocular version (see below) has a port that features a professional light distribution slider of 100% binocular or 100% photo tube, making it ideal for photo microscopy.. Total Magnification: CCIS EF-N Plan Achromat objectives - 40x, 100, 400xr, 1000xr oil immersion.	









S. No	Institute	Block Room No	Name of Lab	Name of Instrument	Make/ Model	Technical Specifications	Image
4	AIFT	I-1/FF-404	MICROBIOLOGY AND BIOTECHNOLOGY LAB	Orbital Shaking Incubator	NISCO	<p>Temperature Range (°C / °F) :Amb.+5 to 80 [Amb.+9 to 176]  Motion Type: Orbital or Reciprocating motion (Default : Orbital motion)  Speed Range :(RPM) 10 to 300 (Stackable Top :10 to 250)  Timer Run time(10sec ~ 999hr 59min 59sec)</p>	
5	AIFT	I-1/FF-404	MICROBIOLOGY AND BIOTECHNOLOGY LAB	Water Bath	Lab Companion/BW-05G	<p>Volume 4L ~ 6L  Range Amb. +5°C ~ 100C  Temperature Accuracy ±0.1°C at 50°C  Temperature Uniformity +/- 0.02C at 50C  Heat up time 50°C Within 40 min  Controller PID Controlled microprocessor touch pad, Digital Display  Permissible environment condition Temperature : 5°C to 40°C,Relative humidity: 50% ~80%,Altitude : Up to 2,000m  Internal Stainless steel, 1.0t, Cubic Type  External Steel, 1.2t, Double painted and baked  Heater (60Hz/50Hz) 700W/230V,700W/120V</p>	
6	AIFT	I-1/FF-404	MICROBIOLOGY AND BIOTECHNOLOGY LAB	Water Bath	Lab Companion/BW-B(Analog model)	<p>Range:- 7°C above room temperature to 100°C  Uniformity ±0.3°C at 50°C (based on various conditions)  PID temperature control  Over-temperature limiter, alarm indication  Analog dialed indication with fine adjustment</p>	
7	AIFT	I-1/FF-404	MICROBIOLOGY AND BIOTECHNOLOGY LAB	UV-Visible Spectrophotometer	Systronic/2202	<p>Optics: Double Beam Optics  Wavelength Range:200 - 1100 nm (190-1000nm in 2201)  Spectral Bandwidth:2 nm (0.5 to 6.0nm variable in 2201)  Display:PC Monitor  Operating Mode:Single Multi-Wavelength, Scan &amp; Time Scan  Measuring Modes:%T, ABS, Concentration &amp; K Factor  ABS Range:+ 2.5 Abs  Detector: Dual Si-Photo diode (Phtomultiplier in 2201)  Filter / Dark Setng:Automatc, through Software</p>	









S. No	Institute	Block Room No	Name of Lab	Name of Instrument	Make/ Model	Technical Specifications	Image
8	AIFT	I-1/FF-409	FOOD CHEMISTRY LAB	Automatic Fat Extraction Assembly(Biosox)	Techno Reach/BS-04	<p>Microprocessor based Automatic Solvent/Fat Extraction System</p> <p>Used for rapid, economic and safe estimation of soluble material in samples like food, feed, soil, polymers, textiles, paper, pulp, aromatic and medicinal plants, flower essence, etc</p> <p>. User friendly with safety features, risk free with spark proof heaters, low solvent usage, high solvent recovery, less power consumption, re-usable thimbles, six times faster than traditional method.</p>	
9	AIFT	I-1/FF-409	FOOD CHEMISTRY LAB	Crude Fibre Estimation Assembly(Biofib)	Techno Reach/BF-04	<p>Automatic fibre estimation system</p> <p>Used for the determination of crude fibre, ndf, adf, adl, cellulose, hemicelluloses, lignin &amp; related parameters in plant materials compound feed, food etc.</p> <p>Fibre determination in accordance with weende, van soest and other recognized methods.</p> <p>BIO FIB four place automatic solvent extraction system</p>	
10	AIFT	I-1/FF-409	FOOD CHEMISTRY LAB	Infrared Moisture Analyzer	Sartorius /MA-35	<p>Maximum weighing capacity of 35 g with 1-mg resolution</p> <p>Temperature range from 40 - 160°C</p> <p>Heating of a sample by two powerful metal tubular-shaped heating elements (also called dark radiators) Uniform distribution of the heat rays using an integrated reflector</p> <p>Choice of two modes for end-point determination of a measurement: fully automatic and timer modes</p> <p>Special version for compliance with FDA/HACCP regulations (no glass components)</p>	

S. No	Institute	Block Room No	Name of Lab	Name of Instrument	Make/ Model	Technical Specifications	Image
11	AIFT	I-1/FF-409	FOOD CHEMISTRY LAB	Nitrogen Estimation System (Biokjel)	Techno Reach/Biodist-F/BK12	<p>BIOKJEL Automatic Block Digestors enable rapid digestion of samples within 45 minutes to 1 hour. The unique PID micro-controller enables precise control of temperature with Digital Display. Efficient Casted Aluminium with Alloy Combination enable uniform transfer of heat. BIODIST incorporates feather touch membrane keys with built-in safety features.</p> <p>Equipped with Automatic Micro Twelve Sample System, Acid Neutralizer Scrubber, Refrigerated water cooling system</p>	
12	AIFT	I-1/FF-409	FOOD CHEMISTRY LAB	Oil Bath	NISCO	<p>Double wall construction.</p> <p>Temperature range 50oC to 250oC + 2oC is controlled by a thermostat.</p>	
13	AIFT	I-1/FF-410	FOODS & NUTRITION LAB	Bomb Calorimeter	NISCO	<p>Used for a full range of solid and liquid samples. The instrument is Simple to operate, can be set up in a short time period.</p> <p>Type: Isothermal</p> <p>Tests Per Hour: 2</p> <p>0.3% Precision Class</p> <p>Static Jacket Calorimeter</p> <p>Operator time Per Test: 25 Min</p> <p>Temperature Resolution: 0.01 °C</p>	
14	AIFT	I-1/FF-410	FOODS & NUTRITION LAB	Centrifuge	Remi/R-24	<p>Used for determination of moisture equivalent of soil.</p> <p>It is also suitable for determination of settlement of paints, pastes, cosmetics and food products.</p> <p>Stepless speed regulator with zero start interlock</p> <p>Digital speed indicator</p> <p>Dynamic brake</p> <p>0-99 minutes digital count down timer</p> <p>Imbalance detector with cutoff</p> <p>Safety lid interlock to prevent cover opening during centrifugation</p> <p>Max Speed rpm:- 17300</p> <p>Max. RCF 'g':-27440</p> <p>Max. Tube size ml :-100</p> <p>Max. Capacity ml:- 400</p>	




S. No	Institute	Block Room No	Name of Lab	Name of Instrument	Make/ Model	Technical Specifications	Image
15	AIFT	I-1/FF-411	PACKAGING & SENSORY EVALUATION LAB	Ubique Burst Strength Tester	Ubique/ BST-AUTO	Used to determine strength and performance of materials like paper, paperboards, corrugated boards and boxes, solid fibreboards, filter cloth, industrial fabrics, leather, rexine, etc. to determine their quality, strength and performance. Two-in-One Paper & Board Tester: Fitted with Thin as well as Moulded Rubber Diaphragms for testing materials with lower as well as higher burst values accurately Range: 0 to 7/10 & 35/70 kg/cm2	
16	AIFT	I-1/FF-411	PACKAGING & SENSORY EVALUATION LAB	MAP Unit	Dansensor/Checkmate 3	Fast, flexible and accurate headspace gas analyser for quality control of Modified Atmosphere Packages (MAP) Large easy to read 5" colour display with touch function Available for either headspace oxygen analysis (O2) or combined headspace oxygen/carbon dioxide (O2/CO2) measurement Very small headspace analysis sample volume requirement (from 3 ml) Data transfer via Ethernet, USB and RS232 Measuring Range: 0-100%	
17	AIFT	I-1/FF-411	PACKAGING & SENSORY EVALUATION LAB	Cobb Sizing Tester	Presto/PCS-23	Cobb sizing tester is used for fast determination of the quantity of water absorbed by a paper or board in a given time. The Water absorptiveness (Cobb value) of a substance is defined as the mass of water absorbed in a specific time by a 1 sq. meter sample of paper, board or corrugated board, under standardized conditions.	




S. No	Institute	Block Room No	Name of Lab	Name of Instrument	Make/ Model	Technical Specifications	Image
18	AIFT	I-1/FF-411	PACKAGING & SENSORY EVALUATION LAB	Texture Profile Analyzer	Stable Micro Systems/TA HD Plus	<p>Used to perform tests in both tension and compression for cycling, flexure, constant strain and stress relaxation on such products as food, pharmaceuticals, cosmetics, packaging, leather, and adhesives. There are many built in test procedures to meet most product testing requirements and materials testing standards.</p> <p>Speed Range:-0.01 - 20mm/sec up to 250Kg 0.01 - 13mm/sec from 250 to 750Kg</p> <p>Speed Accuracy :-Better than 0.1%</p> <p>Range Resolution:-0.001 mm</p> <p>Displays:-Simultaneous Speed, Distance and Force</p> <p>Operating Modes:-Four channels of RS485 using an industry standard MODBUS protocol.</p> <p>Operating Modes:-Measurement of force and distance in tension or compression.</p>	
19	AIFT	I-1/FF-411	PACKAGING & SENSORY EVALUATION LAB	Scuff resistance tester	Presto	<p>The rub test equipment can be used in Paper &amp; Packaging industries to evaluate color transfer from printed or coated surfaces during rubbing.</p> <p>Specimen Size: 2 inch and 4.5 inches Diameter.</p> <p>Weight on Sample: 1psi + 1psi separate weights provided</p> <p>Controls : Digital Preset Cycle counter.</p> <p>No. of Cycles: 0 - 9999, 9999.</p> <p>Paint : Powder coated &amp; Chromate finished</p> <p>Input Power : 230 Volts, 50/60Hz, single phase supply.</p>	
20	AIFT	I-1/FF-411	PACKAGING & SENSORY EVALUATION LAB	Pin Hole Tester	Test Techno Consultants	<p>An apparatus to help identify the pinholes present in Aluminum Foils, Metalized Films, Opaque Laminates, Table Top model.</p> <p>Consist of a Self-Illuminated Chamber with Glass Top, Hood and Digital Counter.</p> <p>The Digital Event Counter has an LCD Display with an inbuilt battery.</p> <p>The expected life span of the battery is almost 7-8 years.</p>	





S. No	Institute	Block Room No	Name of Lab	Name of Instrument	Make/ Model	Technical Specifications	Image
21	AIFT	I-1/FF-411	PACKAGING & SENSORY EVALUATION LAB	Vaccum Oven	Pooja Scientific	<p>These are double walled units with outer made of M.S. sheet duly powder painted and inner made of heavy gauge S. Sheet. Temperature range from ambient to 150oC is controlled by Digital Temperature Controller with an accuracy of <math>\pm 1^{\circ}\text{C}</math>. It is capable of with standing a high vacuum. Provided with vacuum gauge, see through transparent window of toughened glass and one shelf.</p>	
22	AIFT	I-1/FF-411	PACKAGING & SENSORY EVALUATION LAB	Dart Impact Tester	Presto	<p>Used for evaluating the impact resistance and impact failure load of polyethylene films under specified conditions.            Inside diameter of clamp: 127mm            Specimen size : strips of 240 mm width            Release Mechanism : Electro Magnetic.            Diameter of dart head : 38mm            Weights : Ranging from 5gms to 500gms supplied.            Height of fall : 220,660,and 1524 mm            Counter : Digital.</p>	
23	AIFT	I-1/FF-411	PACKAGING & SENSORY EVALUATION LAB	Drop Tester	Presto	<p>Drop tester is widely used in various industries to check and validate the strength of plastic bottles. Moreover, these testers are used to drop plastic materials from a certain height to ascertain the strength of the plastic material.            Height: 1 meter (Adjustable)            Load: Upto 50Kg.</p>	




S. No	Institute	Block Room No	Name of Lab	Name of Instrument	Make/ Model	Technical Specifications	Image
24	AIFT	I-1/FF-411	PACKAGING & SENSORY EVALUATION LAB	Poroscope	Fischer	<p>Low-energy, and therefore safe, high voltage.            High voltage generation in the test head.            Two test head versions with test voltage ranges: 0.3 to 3 kV and 2.5 to 25 kV can be connected.            Continuously adjustable test voltage.            Display of the test voltage that is present directly at the electrode.            Electronic test voltage monitoring.            Optical indication at the test head and the test instrument when a pore is detected. Additionally, an acoustic signal will sound at the test head.            The pore detection sensitivity is adjustable. Depending on the setting, pores are indicated at short 20 to 50% voltage drops.</p>	
25	AIFT	I-1/FF-411	PACKAGING & SENSORY EVALUATION LAB	Tensile Testing Machine	Presto/ Jupiter Series(Digital),ATT M -250	<p>Digital is used to determine testing tensile strength &amp; elongation of various products of Paper &amp; Packaging.            Load capacity: 250 kg. (Or Custom Specified Spec).            No. of load cell : 1.            Speed: Varies 100 mm/minute to 300 mm/minute.            Paint: Powder coated.            Power Consumption : 1K            Motor: ¼ HP Single Phase 220 / 110 V AC Supply.            Elongation/Deformation : 0.1 mm</p>	
26	AIFT	I-2/LG	Process Hall - Cereals, Pulses and Oilseeds Processing Unit	Baking oven	Continental Equipment Private Limited	<p>Ideal for entire range of baked dishes,continental food and even pizzas.            Fully safe with automatic flame sensing microprocessor controller.            Even heating in a linear turbulent manner ensuring no uncooked portions remain.</p>	










S. No	Institute	Block Room No	Name of Lab	Name of Instrument	Make/ Model	Technical Specifications	Image
27	AIFT	I-2/LG	Process Hall - Cereals, Pulses and Oilseeds Processing Unit	Mini Dal Mill	National Scientific Instruments Co.	<p>Mini Dal Mill is a semi automatic composite unit consisting of a Dehusking machine, an aspirator assembly and a reciprocating sieve arrangement.</p> <p>Entire system operates by 3 HP electronic motor.</p> <p>Capacity of Dal processor machine about 125kg of pulses per hour provided with automatic arrangement of collecting husk, desusked and split pulses.</p> <p>Retains proteins and Natural shine.</p> <p>Automatic arrangement of collecting the following in separate outlet:</p> <p>(a) Dehusked (b) Split Pulses (c) Brokens (d) Husk Pollution free</p>	
28	AIFT	I-2/LG	Process Hall - Cereals, Pulses and Oilseeds Processing Unit	Corn Mill	National Scientific Instruments Co.	<p>Corn Grinding Mills, Maize Mills offers high speed and continuous grinding.</p> <p>These mills are easy to install, easy to operate, highly efficient and durable.</p> <p>SPEED RPM:-600 B.H.P:-4-6</p>	
29	AIFT	I-2/LG	Process Hall - Fruits & Vegetables Processing Unit	Planetary Mixer	Continental Equipment Private Limited	<p>Dimensions 655 x 568 x 1156 Power (KW/HP) 1.25 HP</p>	

S. No	Institute	Block Room No	Name of Lab	Name of Instrument	Make/ Model	Technical Specifications	Image
30	AIFT	I-2/LG	Process Hall - Fruits & Vegetables Processing Unit	Proofing cabinet	Continental Equipment Private Limited	Recessed control panel with adjustable dial thermostat Drip trough and removable condensation pan on bottom of cabinet Heavy-duty 20 gauge polished stainless steel cabinet 5" casters; two swivel with brakes and two rigid Includes 10 pairs of tray slides	
31	AIFT	I-2/LG	Process Hall - Fruits & Vegetables Processing Unit	Blanching Equipment	BAJAJ PROCESS PACK MACHINEN PRIVATE LIMITED	It is pre-processing production line of vegetables on the material pre-cooking, blanching, sterilization of the major equipment. All parts are adopted stainless steel. Matching supply with automatic hoister, water cooling trough, the machine is automatically in materials ingress and egress, pre-cooking time of PC variable speed controller regulates motor speed to achieve constant torque stepless speed regulation. Pre-cooking temperature is double insurance by the number of significant temperature regulator and thermometer direct. Scope of application:suit to process peduncle vegetables, cabbage, carrots, graden bean, garlic sprouts, taro seeds, etc; the normal pre-cooking time :1-10 minutes; day capacity 1-5 tons of dry goods;	
32	AIFT	I-2/LG	Process Hall - Fruits & Vegetables Processing Unit	Canning Retort	BAJAJ PROCESS PACK MACHINEN PRIVATE LIMITED	The canning retort utilizes steam based process for complete sterilization of cans and bottles after sealing. It is easy to operates and provides complete manual control over the process. Cans/batch capacities.: 425	




S. No	Institute	Block Room No	Name of Lab	Name of Instrument	Make/ Model	Technical Specifications	Image
33	AIFT	I-2/LG	Process Hall - Fruits & Vegetables Processing Unit	Colloidal Mill	BAJAJ PROCESS PACK MACHINEN PRIVATE LIMITED	Suitable for exhausting air from filled cans before seaming. Suitable for dehydration of fruits & vegetable to homogenizing of liquids or pastes and for many other purposes.	
34	AIFT	I-2/LG	Process Hall - Fruits & Vegetables Processing Unit	Crown Corking Machine	BAJAJ PROCESS PACK MACHINEN PRIVATE LIMITED	Suitable for sealing bottles / bottle capping with Crown Corks. Hand Operated. Capacity: 8-10 Bottles/min.	
35	AIFT	I-2/LG	Process Hall - Fruits & Vegetables Processing Unit	Double Seamer	BAJAJ PROCESS PACK MACHINEN PRIVATE LIMITED	The double seamer is suitable for high speed hermetic seaming of OTS cans still type seaming ensures best seaming results / high productivity. Fabricated from heavy gauge steel, the double provides easy operation and long service life. This heavy duty double seamer is suitable for continuous and high speed seaming of can	
36	AIFT	I-2/LG	Process Hall - Fruits & Vegetables Processing Unit	Fruit/ Vegetable Crusher(Fruit Mill)	BAJAJ PROCESS PACK MACHINEN PRIVATE LIMITED	These fruit juice machines and extractor suitable for crushing hard seedless fruits before pulping or juice extraction. Available in following models:	




S. No	Institute	Block Room No	Name of Lab	Name of Instrument	Make/ Model	Technical Specifications	Image
37	AIFT	I-2/LG	Process Hall - Fruits & Vegetables Processing Unit	GC-BL Filler	BAJAJ PROCESS PACK MACHINEN PRIVATE LIMITED	<p>This machine is suitable for filling thick viscous liquids like jams/curry/paste/chocolate/sauce/mayonnaise etc in different types of containers.Semi Automatic Filling machine, GMP Standard.</p> <p>Model:- GC-BL-500</p> <p>Filling range (ml):- 100-500</p> <p>Capacity (fills/m) :-12-18</p> <p>Air usage (Ft3/min):- 5.7</p>	
38	AIFT	I-2/LG	Process Hall - Fruits & Vegetables Processing Unit	Hand Flanger	BAJAJ PROCESS PACK MACHINEN PRIVATE LIMITED	<p>Ideally suitable for all sizes of welded cans. In a single stroke the flanged ends come out giving perfect shape to the can.</p> <p>Speed: 10 to 15 cans/min</p>	
39	AIFT	I-2/LG	Process Hall - Fruits & Vegetables Processing Unit	Helicoidal Juice Extractor	BAJAJ PROCESS PACK MACHINEN PRIVATE LIMITED	<p>Suitable for extraction of juices from fruits like pineapple, orange, apple, ginger, awla etc. Unique spiral design of the machine ensures high yield juice recovery without making it bitter. Continuous feeding/extraction of product ensures minimal labour.</p>	




S. No	Institute	Block Room No	Name of Lab	Name of Instrument	Make/ Model	Technical Specifications	Image
40	AIFT	I-2/LG	Process Hall - Fruits & Vegetables Processing Unit	Lug Cap Sealers	BAJAJ PROCESS PACK MACHINEN PRIVATE LIMITED	Suitable for bottle capping with lug caps. Pneumatically operated and more efficient as well as faster. LCS - 12 (Semi-automatic Pedestal model) 20-25 bottles/min	
41	AIFT	I-2/LG	Process Hall - Fruits & Vegetables Processing Unit	Pulper	BAJAJ PROCESS PACK MACHINEN PRIVATE LIMITED	Fruit and Vegetable Pulper is suitable for extraction of pulp from vegetables and fruits like mango, litchi, guava, pear, tomato, passion fruit, grape etc. Capacity:- 80 Kg/Hr	
42	AIFT	I-2/LG	Process Hall - Fruits & Vegetables Processing Unit	Rotary Flat Can Body Reformer	BAJAJ PROCESS PACK MACHINEN PRIVATE LIMITED	This machine is used for reforming flattened cans into round shape. The machine is firmly bolted into the ground and can be arranged for the motor drive. Speed: 10 to 15 cans/min.	




S. No	Institute	Block Room No	Name of Lab	Name of Instrument	Make/ Model	Technical Specifications	Image
43	AIFT	I-2/LG	Process Hall - Fruits & Vegetables Processing Unit	Round Can Body Beader	BAJAJ PROCESS PACK MACHINEN PRIVATE LIMITED	Suitable for beading of cans. The ensures avoidance of paneling / damage to the can body after sterilisation Transportation.	
44	AIFT	I-2/LG	Process Hall - Fruits & Vegetables Processing Unit	Screw type Juice Extractor	BAJAJ PROCESS PACK MACHINEN PRIVATE LIMITED	Suitable for extraction of Juice from citrus fruits like orange and gooseberry (awla). Capacity :- 1 motor	
45	AIFT	I-2/LG	Process Hall - Fruits & Vegetables Processing Unit	Steam jacketed kettle	BAJAJ PROCESS PACK MACHINEN PRIVATE LIMITED	It is suitable for cooking pulp or juices used in the food processing and packaging industry. The kettle is 2/3rd jacketed Capacity :-10gallon [45 litres]	
46	AIFT	I-2/LG	Process Hall - Fruits & Vegetables Processing Unit	Straight Line Exhaust Box	BAJAJ PROCESS PACK MACHINEN PRIVATE LIMITED	The exhaust box are used for exhausting air from filled cans before seaming. These boxes are available in different lengths as per the specifications of clients. Suitable to exhaust entrapped air in product/cans before final Seaming Uses Steam to heat up the product ensure exhausting it entrapped air. Length:- 18 feet	






S. No	Institute	Block Room No	Name of Lab	Name of Instrument	Make/ Model	Technical Specifications	Image
47	AIFT	I-2/LG	PROCESS HALL - Milk Processing Unit	Treadle Lid Embossing Machine	BAJAJ PROCESS PACK MACHINEN PRIVATE LIMITED	used for embossing batch number, manufacture date, etc on the lid before seaming. It uses an inexpensive marking method because it doesn't require inks, hazardous waste disposal or skilled technicians to operate.	
48	AIFT	I-2/LG	PROCESS HALL - Milk Processing Unit	Vacuum Filler	BAJAJ PROCESS PACK MACHINEN PRIVATE LIMITED	Suitable for filling viscous liquids like juice, ketchup and syrup in glass bottles with narrow necks. VF 27 6 Head 35-40 bottles/min	
49	AIFT	I-2/LG	PROCESS HALL - Milk Processing Unit	Ageing Vat	Goma Engg	Made of stainless steel and various other metal alloys to make them more durable. Find application in several dairy and other related industries. Appropriate for making ice-cream and other similar items. Easy to operate	




S. No	Institute	Block Room No	Name of Lab	Name of Instrument	Make/ Model	Technical Specifications	Image
50	AIFT	I-2/LG	PROCESS HALL - Milk Processing Unit	Steam Boiler	Shubham Engineers	<p>Rated Steam Output(F &amp; A 100 deg C) (Kg/Hr) : 50            Steam Pressure Kg/sq.cm : 10            Efficiency : 88 +- 1            Fuel Consumption Kg/Hr : 3            Connected Electrical Load ( H.P): 1</p>	
51	AIFT	I-2/LG	PROCESS HALL - Milk Processing Unit	Gerber Centrifuge	Ample	<p>Commonly used in small dairies to milk collection centres, to check fat content in milk and milk products. Designed to achieve absolute balance and correct alignment, these are equipped with completely separable top cover, which makes these easy to operate. The specifications of these centrifuge machines are: * Hand Operated Centrifuge * Capacity 8 / 12 / 24 Butyrometers * Acid Proof Clamps &amp; Sockets *</p>	
52	AIFT	I-2/LG	PROCESS HALL - Milk Processing Unit	Ice cream freezer	Goma Engineering Private Limited	<p>Continuous Ice Cream Freezer at (-) 50C. Of Ice Cream suitable for 100% overrun with mix inlet at (+) 40C. Utilities required</p> <p>Cooling Tower Water @ 300C.and 3 Phase power connection It will be complete with :-</p> <p>Frame and covering panel in SS 304            High conductivity metal hard chrome plated cylinder            Hollow two piece construction dasher            Hardness Controller with digital ammeter            Hour meter, speed variable device for mix pump with indicator, hour meter, SS Diaphragm sanitary design pressure gauge            Suction and Discharge pressure gauge for refrigeration kit            Hot gas supply for freezing cylinder            Interlock and safeties for single phase, overload, low/high refrigerant pressure etc.            FRESCOLD / Reputed make refrigeration compressor with water cooled condenser of 404 A.            Pump Drive arrangement – A. C Drive</p>	

S. No	Institute	Block Room No	Name of Lab	Name of Instrument	Make/ Model	Technical Specifications	Image
53	AIFT	I-2/LG	PROCESS HALL - Milk Processing Unit	Milk processing equipment	Goma Engineering Private Limited	<p><b>Homogenisers:-</b> Capacity : 20 - 30,000 LPH</p> <ul style="list-style-type: none"> <li>• Pressure : Upto 1000 bar</li> <li>• All contact parts in SS - 304 / SS - 316</li> <li>• Stellite / Tungsten Carbide Valve &amp; Valve Seat</li> <li>• Two stage Homogenising head</li> <li>• Particle size less than 1 micron</li> <li>• CE Marked</li> <li>• SS-316 Diaphragm Pressure Gauge</li> </ul> <p><b>Pasteuriser / PHE:-</b>Capacity : 20 - 20,000 LPH</p> <ul style="list-style-type: none"> <li>• Imported SS 316 Plate</li> <li>• Glue - less &amp; Clip-On type gaskets</li> <li>• Regeneration efficiency upto 93%</li> <li>• Application - Milk, Cream, icecream Fruit Juice, Beverages etc</li> </ul>	
54	AIFT	I-2/LG	PROCESS HALL - Milk Processing Unit	Spray Dryer	S. M. Scientech	<p>Spray Drying is still the most economical method of evaporation to reduce a liquid feed to solid powder particles.</p>	
55	AIFT	I-2/LG	PROCESS HALL - Milk Processing Unit	Vacuum evaporator	S. M. Scientech	<p>Vacuum Evaporators are used to remove water prior to drying, reduce the volume of product and prolong the storage life.</p>	




S. No	Institute	Block Room No	Name of Lab	Name of Instrument	Make/ Model	Technical Specifications	Image
56	AIFT	I-2/LG	Process Hall- Food Engineering I Unit	Fermentor(in-situ sterilizable)	Scigenics	<p>Automatic in-place sterilization of the vessel, process piping &amp; filters.</p> <p>Automated CIP</p> <p>Automatic pressure control</p> <p>Provision for Independent sterilization of inlet &amp; exhaust filter</p> <p>Rupture disk</p> <p>Caster wheels to convert the system as mobile fermenter for convenience in cleaning &amp; maintenance.</p> <p>Additional ports for convenient access &amp; effective cleaning of the vessel internals are provided for 500 litres and above.</p>	
57	AIFT	I-2/LG	Process Hall- Food Engineering I Unit	Forced Convection Heat Transfer Apparatus	J. P. TECHNO INSTRUMENTS	<p>consists of mainly a centrifugal blower, electrically heated test section, control valve to regulate the air flow and an orificemeter and U-tube water manometer for flow measurement.</p> <p>Thermocouples are used to measure the pipe wall temperature and also the air temperature at inlet and exit.</p> <p>The apparatus mainly designed to find out the value of heat transfer coefficient under the air different conditions.</p>	
58	AIFT	I-2/LG	Process Hall- Food Engineering II Unit	Free(Natural)Convection Heat Transfer Apparatus	J. P. TECHNO INSTRUMENTS	<p>Consists of vertical cylinder fitted in a large enclosure, with top and bottom open to ensure undisturbed natural convection apparatus.</p> <p>Perspex sheet provided at the front side of enclosure for visual display.</p> <p>Heating element provided inside the cylinder to heat it uniformly and the heat is dissipated from other surface by natural convection to ambient air.</p> <p>Thermocouples cylinder surface and one more thermo couple records the ambient temperature in the duct. The heater input can be varied with the help of a dimmerstat and measured by voltmeter and an ammeter.</p>	

S. No	Institute	Block Room No	Name of Lab	Name of Instrument	Make/ Model	Technical Specifications	Image
59	AIFT	I-2/LG	Process Hall- Food Engineering II Unit	Thermal Conduction Apparatus	J. P. TECHNO INSTRUMENTS	Consists of a guarded hot plate assembly formed by a central heater and sandwiched between the lower and upper plates and rings. Two identical specimen of the material to be tested are clamped between the two cooling plates and the heater plate assembly. Heater input to central heater measured by voltmeter and ammeter giving the heat flow rate across the specimen. Thermocouple are placed in heater and cooling plated to measure the temperature difference across the specimen.	
60	AIFT	I-2/LG	Process Hall- Food Engineering II Unit	Parallel Flow / Counter Flow Heat Exchanger	J. P. TECHNO INSTRUMENTS	<p>Geyser Capacity :3 KW</p> <p>Heat Exchanger Outer Pipe Insulated By Asbestos Rope</p> <p>a. Diameter:25mm</p> <p>b. Material:G.I</p> <p>03. Heat Exchanger Inner Pipe</p> <p>a. Length:1000mm</p> <p>b. Diameter:12.5 mm OD</p> <p>c. Material:Copper</p> <p>04. Digital Temperature Indicator With Selector Switch</p> <p>a. Range:Ambient to 199.9 Deg. c</p> <p>05. Thermocouples</p> <p>a. Type :Cr. AI</p>	
61	AIFT	I-2/LG	Process Hall- Food Engineering II Unit	Recirculatory Tray Drier	S. M. Sciencetech	<p>Design capacity - 100 kg per batch.</p> <p>Air blowers – 2 nos.</p> <p>Arrangement for recirculation of discharge air at an adjustable degree of recirculation.</p> <p>Control heater - 1 No. (4.5 kW; with thermostat)</p> <p>Booster Heater - 2 Nos. (4.5 kW each)</p> <p>Tray size – 80 x 60 cm</p> <p>No. of trays - 12 (two stacks containing 6 trays each)</p> <p>A two-panel glass door of 60 cm width</p> <p>Air velocity control</p> <p>Indicating type digital temperature controller (0-100oC)</p> <p>All interior parts made of SS-304</p> <p>5 cm thick insulation on all sides of the dryer.</p> <p>A vent on the top centre to insert a sensing probe</p>	





S. No	Institute	Block Room No	Name of Lab	Name of Instrument	Make/ Model	Technical Specifications	Image
62	AIFT	I-2/LG	Process Hall- Food Engineering II Unit	Reynold's Appratus	J. P. TECHNO INSTRUMENTS	<p>Steady flow arrangement            Very clear flow visualization            Fine control of die thread.            Accurate flow measurement &amp; control.            Acrylic tube (transparent) 25 mm OD of suitable length.            Sump tank of 400 X 400 X 700 mm.            Supply tank of 300 x 300 mm size &amp; die tank with die needle.            Flow control valve.            Measuring Flask &amp; stop watch for flow measurement.</p>	
63	AIFT	I-2/LG	Process Hall- Food Engineering II Unit	Rice Sheller	Indo Osaw Industrial Products Private Limited	<p>Capacity : 40-50kg/hr            Shelling Mechanism : It comprises of two rubber rollers.            Husk Collector : It is used to save husk from each sample for further analysis.            Safety Features : Safety features prevent damage by small rocks or metal objects, which accidentally enter the hopper.            Operating Voltage : 220V, 50Hz, AC.            Motor : 0.25HP            Visibility : De-husking operation is visible through transparent window.</p>	
64		I-2/LG	Process Hall- Food Engineering II Unit	Rice Polisher	Indo Osaw Industrial Products Private Limited	<p>Hopper Capacity : 100g/batch.            Input : Brown rice.            Output : Polished rice.            Polishing Capacity : 6kg/h.            Sieve : Grinding wheel is surrounded by an oblong 1mm sieve for removal of bran.            Bran Collector : It is used to save bran from each sample for further use.            Operating Voltage : 220V, 50Hz AC.            Motor Power : 1/2HP.            Mesh size of abrasion roller : 36 No.            Roll speed : 650-1750 RPM.</p>	









S. No	Institute	Block Room No	Name of Lab	Name of Instrument	Make/ Model	Technical Specifications	Image
65	AIFT	I-2/LG	Process Hall- Food Engineering II Unit	Seed Grader Paddy Cleaner / Grader	Indo Osaw Industrial Products Private Limited	<p>Machine operates on the principle of gravity with scalping and grading process.</p> <p>Feed hopper : Designed for many crop seeds, with adjustable feeding control.</p> <p>Screens : Set of 10 sieve sizes. Constructed of perforated metal sheet with round/oblong openings.</p> <p>Fan : Blowing air speed is regulated through a control valve.</p> <p>Handle : For manual operation of the machine.</p> <p>Collection trays : One for under size, one for over size &amp; one for graded/clean seeds.</p> <p>No. of working screen : Two.</p> <p>Motor : ½ HP Single Phase.</p> <p>Operation : Manually/Electrically.</p> <p>Set of 10 Sieves Sizes (mm) Simple wood made 3.5 OH, 2.75 OH, 2.0 OH, 1.85 OH, 1.75 OH, 1.5 OH, 7.0 RH, 5.0 RH, 1.6 RH, 1.2 RH (OH - Oblong Hole &amp; RH-Round Hole).</p>	
66	AIFT	I-2/LG	Process Hall- Food Engineering II Unit	Shelf Freeze Drier	Lyodel / DELVAC Pumps	<p>Specially designed for flexible and reproducible production cycles. Used for precise control of freezing, primary drying and a secondary drying.</p> <p>The unit is provided with a microprocessor based programmable temperature controller with 2 relay outputs for shelf heating and cooling purposes.</p> <p>Easy to use separate stainless steel chamber/condenser</p> <p>Hermetic type refrigerating compressor DD8, double stage oil sealed rotary pump</p> <p>Digital vacuum and temperature indicators</p> <p>Wide range of accessories that include also microprocessor for automatic control system</p> <p>Compact size, supplied with trolley</p> <p>Using Lyodel-Shelf, material can be processed in a wide range of product containers with provision for sealing under vacuum or inert gas</p>	
67	AIFT	I-2/LG	Process Hall- Food Engineering II Unit	Sieves Shaker	Kwality Traders	<p>Gyratory Type Sieve shaker</p> <p>Driven by a 0.25 H.P motor, 220 volts AC through a reduction gear and is suitable to carry upto 6 sieves of 8" dia.</p> <p>.In addition to the gyratory motion of the shaker there is an upward and downward movement at a frequency of around 270 R.P.M approx.</p>	




**AMITY INSTITUTE OF ORGANIC AGRICULTURE (AIOA)**

S.No	Institute	Block Room No	Name of Lab	Name of Instrument	Make/Model	Technical Specifications	Image
1	AMITY INSTITUTE OF ORGANIC AGRICULTURE (AIOA)	I-2 Block, 3rd Floor	AIOA	Seed Germinator	Remi	<p>Temperature range 10°C to 60°C, Humidity range 40% to 95% Rh</p> <p>Precise monitoring of temperature and humidity conditions</p> <p>Powerful fan motor for forced air circulation to maintain uniform conditions inside chamber</p> <p>Heating by long life SS tubular heaters</p> <p>Validation protocol with IQ, OQ, DQ</p> <p>Documentation as per ICH guidelines</p>	
2	AMITY INSTITUTE OF ORGANIC AGRICULTURE (AIOA)	I-2 Block, 3rd Floor	AIOA	Cooling Centrifuge	Remi(C-24BL)	<p>Max. Speed(rpm):20000</p> <p>Max. RCF'g':37570</p> <p>Max. Tube Size(ml):100</p> <p>Max. Capacity(ml): 400</p> <p>Lowest Temp.°C :-8</p>	




**Amity Institute of Environmental Toxicology Safety & Management (AIETSM)**

S.No	Institute	Block Room No	Name of Lab	Name of Instrument	Make/Model	Technical Specifications	Image
1	AIETSM	J-1/GF- 20	Wet and Instruments Lab	Gas Chromatography	Agilent Technologies (GC7820A)	<p>Ambient operating temperature 15 to 30 °C                      Ambient operating humidity 30 to 70%                      Storage extremes -40 to 70 °C</p> <p><b>Column Oven</b>                      Dimensions 28.0 × 30.5 × 16.5 cm                      Operating temperature :8 °C above ambient to 425 °C                      Temperature setpoint resolution :1 °C                      Maximum temperature ramp rate :75 °C/min                      Maximum run time :999.99 min                      Temperature programming ramps: 5                      Ambient rejection :&lt; 0.01 °C per 1 °C                      Oven temperature ramp :~ 2%                      Programming temperature repeatability :~ 1%                      Detector(s):FID, TCD, ECD, NPD                      Injection Ports up to 2 inlets</p>	
2	AIETSM	J-1/GF- 20	Wet and Instruments Lab	UV-Vis Spectrophotometer	Agilent Technologies (Cary 60)	<p>The Cary 60 UV-Vis spectrophotometer has a wavelength range of 190–1100 nm that can be scanned in under three seconds. Our flexible UV-Vis spectrophotometer can be fitted with long pathlength cuvettes and solid sample transmission or reflectance accessories, and is ideal for remote UV-Vis absorbance analysis, when fitted with fiber optic probes. Reduce time-consuming and expensive lamp replacements, and minimize instrument revalidation costs with the unique Agilent xenon source lamp. Safely measure life-science samples without sample photodegradation and be sure that you get the correct answer every time with the Cary 60 UV-Vis spectrophotometer. Reliable UV-Vis spectrophotometer performance using fiber optic measurement probes. Why use cuvettes when you can bring the UV-Vis instrument to the sample and get accurate results in a fraction of the time? The highly focused beam image is perfect for measuring small volumes and precious samples accurately and reproducibly. Scan the entire wavelength range (190 to 1100 nm) in under three seconds and collect data from single or multiple wavelengths at 80 data points per second. The Cary 60 UV-Vis spectrophotometer features a comprehensive range of accessories to accurately characterize the widest variety of liquid and</p>	
3	AIETSM	J-1/GF- 20	Wet and Instruments Lab	Inverted Microscope	Nikon (ECLIPSE Ts2)	<p>Inverted Routine Microscope ECLIPSE Ts2 which provides more accurate and efficient microscopy. ECLIPSE Ts2 Inverted Routine Microscope is the successor of the ECLIPSE TS100 as an entry-level inverted microscope with improved functionality, enabling efficient microscopy while inheriting the highly reliable optical performance of ECLIPSE TS100. Emboss Contrast, Nikon's newly developed contrast observation method is easy to operate, making for more efficient cell observation, enhancing use for basic research in medical and biological fields.</p>	




S.No	Institute	Block Room No	Name of Lab	Name of Instrument	Make/Model	Technical Specifications	Image
4	AIETSM	J-1/GF- 20	Wet and Instruments Lab	Trinocular Microscope	Magnus (Stereozoom MSZ-TR)	<p>The MSZ Series of Microscope is the first in a new series of stereo microscope designed to bring greater flexibility and performance to work stations. With the option of top &amp; bottom halogen or LED illumination, and highly ergonomic stand. This microscope is perfect for Biological &amp; Industrial use.</p> <p>Optical Body: Trinocular Body  Zoom Ratio: 17  Objective Zoom Range: 0.65x-4.5x  EyepiecesSWF 10x/22mm (High eye-point Super Widefield Eyepieces)</p>	
5	AIETSM	J-1/GF- 20	Wet and Instruments Lab	BOD Incubator	Khera	<p>Low Temp Incubator fitted with CFC free Refrigeration system. Temp.Range:5 to 50°C  Temp. controlled with Digital Temp. Controller  Double Walled, outer chamber of M.S. duly enamel painted, inner chamber of S.S. Fitted with glass window or glass door.  Chamber Size :( H x W x D ) : 950 x 650 x 550 mm 12 c ft.</p>	
6	AIETSM	J-1/GF- 20	Wet and Instruments Lab	Digital Turbidity meter	Khera	<p>DIGITAL TYPE  Range 0-1000 JTU,  Resolution 1 JTU,  Accuracy + 2%,  3.5 digits operate on mains.</p>	




S.No	Institute	Block Room No	Name of Lab	Name of Instrument	Make/Model	Technical Specifications	Image
7	AIETSM	J-1/GF- 20	Microbial Lab	Autoclave verticle (500x300)	Khera	Double walled, complete with ON/OFF switch, water level, Radial locking device, Pedal lifting Device, pressure auage, steam release valve and indicator to show the working of mains control sstem, Electrically operated on 220V AC with S.S Basket working pressure 5-20 lb per sq. inch. with Automatic pressure switch. Ht x Dia :550 x 350mm Rating: 3.0 KW	
8	AIETSM	J-1/GF- 20	Wet and Instruments Lab	Laboratory centrifuge machine	Khera/ki1199 (d)	With stepless speed control, pilot indicator lamp.0-99 minutes digital Preset timer & Digital speed meter Capacity: 200 ml, Max Speed: 5000 RPM, Max. RCF 3650xg Rotor Heads: 8 x 15 ml Swing out rotor Head, metal carrier, glass tubes & Rubber cushions	
9	AIETSM	J-1/GF- 20	Wet and Instruments Lab	Hot Air Oven	Khera/KI181 ©	Digital Type.Double walled, outer body made of MS, inner made of SS and is provided with ribs for adjusting trays at any height. Three side heating with beaded elements made of high quality Nickle/chrome plated nichrome wire, Temp. Range 50 to 250°C +/- 1 °C with air circulation Fan. controlled with capillary type Thermostat. Provided with digital thermometer and air ventilators on the both sides. No. of Trays: 2 Chamber Size: 455 x 605 x 455 mm	









S.No	Institute	Block Room No	Name of Lab	Name of Instrument	Make/Model	Technical Specifications	Image
10	AIETSM	J-1/GF- 20	Wet and Instruments Lab	Vortex Mixer	REMI (CM 101)	<p>Vortex Mixer is designed for mixing liquids in Laboratories</p> <p>Touch/ Continuous Operation mode Selection through bi-directional Switch</p> <p>Speed Regulation through knob provided on the control panel</p> <p>Interchangeable mixing heads for use with variety of tubes.</p> <p>Supplied with all interchangeable mixing heads</p>	
11	AIETSM	J-1/GF- 20	Wet and Instruments Lab	Conductivity Meter	Deluxe Conductivity Meter	Conductivity Meter	
12	AIETSM	J-1/GF- 20	Wet and Instruments Lab	TDS Meter	Deluxe TDS Meter	TDS Meter	



S.No	Institute	Block Room No	Name of Lab	Name of Instrument	Make/Model	Technical Specifications	Image
13	AIETSM	J-1/GF- 20	Wet and Instruments Lab	pH Meter	Labman	pH Meter is a high precision pH meter with large backlit LCD display. The meter can displays many useful prompt messages to helps you quickly and easily measuring the samples. Features: Selectable pH buffer standards and temperature units	
14	AIETSM	J-1/GF- 20	Wet and Instruments Lab	Analytical Balance	Wensar (MAB 220)	<p>Product Description E.M.F.C. Technology RS232C Interface, LCD display Piece counting and percentage (%) counting DAB - External MAB - Internal,Calibration</p> <p>Product Specification:- Brand Name : Wensar Number Of Items : 1 Readability : 0.1 mg</p>	
15	AIETSM	J-1/GF- 21	Wet and Instruments Lab	Sieve Shaker	Khera/ki127	Sieve Shaker for 30 cm Dia Sieves Hand operated	




S.No	Institute	Block Room No	Name of Lab	Name of Instrument	Make/Model	Technical Specifications	Image
16	AIETSM	J-1/GF- 01	AIETSM Lab	Refrigerated Centrifuge	REMI (C-24 PLUS)	Rust proof, easy to clean Stainless Steel centrifuge inner chamber with steel guard. Specification:- Voltage : 220/240 V Frequency : 50 Hz Size : Tube Size: 100 ml Temperature Range : - 8 degree C Number Of Items : 1 No Load Speed : 2000 RPM	
17	AIETSM	J-1/GF- 01	AIETSM Lab	BOD Incubator	Laczene Biosciences	BOD Incubator	
18	AIETSM	J-1/GF- 01	AIETSM Lab	BOD Incubator	Laczene Biosciences	BOD Incubator Temp. Range: 5C - 60 C	

S.No	Institute	Block Room No	Name of Lab	Name of Instrument	Make/Model	Technical Specifications	Image
19	AIETSM	J-1/GF- 01	AIETSM Lab	TRANSILLUMINATOR	SLISCO	TRANSILLUINATORS for slab gel electrophoresis, Thin layer Chromatrography, Forensic examination & D.N.A. Analysis/Experimentation	
20	AIETSM	J-1/GF- 01	AIETSM Lab	COMET ASSAY	TARSONS	For Comet Tunel Assay	
21	AIETSM	J-1/GF- 01	AIETSM Lab	Electrophoresis Unit	TARSONS	Use for electrophoresis	




S.No	Institute	Block Room No	Name of Lab	Name of Instrument	Make/Model	Technical Specifications	Image
22	AIETSM	J-1/GF- 01	AIETSM Lab	Microprocessor Flame Photometer	VSI Electronics (VSI-603/604)	<p>These are used for the determination of sodium, potassium, calcium and lithium. They use the latest microcontroller technology and advanced engineering techniques so as to give enhanced and reproducibility. They have soft touch membrane key for ease of operations. These Flame Photometers come with two filters Sodium (Na) &amp; Potassium (K). Calcium (Ca) &amp; Lithium (Li) Filters or Barium (Ba) are optional available at extra cost.</p> <p>Features: Microprocessor Based with Printer Interface            Four Measurements in Single Aspiration            Setup Storage Facility, Sample Data Storage Facility            Curve Calibration Programmability Using Maximum of 5 Standards,            Multiple Calibration Curve Saving Facility            Data Processing Through Curve Fitting Techniques, Least Square, Quadratic, Online Help Key, Direct Results in ppm and meq, Useful for Medical &amp; Soil Testing</p>	
23	AIETSM	J-1/GF- 01	AIETSM Lab	Homogenizer	REMI (CT-127 A)	QT-127 A - Homogenizer (Stirring Capacity Upto 100 ML, Motor-AC/DC 1/8 HP)	
24	AIETSM	J-1/GF- 01	AIETSM Lab	Magnetic Stirrer (with Hotplate)	REMI (2 MLH)	Magnetic Stirrer with Hotplate	




S.No	Institute	Block Room No	Name of Lab	Name of Instrument	Make/Model	Technical Specifications	Image
25	AIETSM	J-1/GF- 01	Electro Magnetic Radiation Lab	Electro Magnetic Radiation Setup		Electro Magnetic Radiation Setup for Experimental use	
26	AIETSM	J-1/GF- 21	Wet and Instruments Lab	Soxhlet extraction Unit	RI 155	No of test : 6	
27	AIETSM	J-1/GF- 21	Microbial Lab	Laminar flow bench	Khera	Horizontal Laminar Air Flow Bench	
28	AIETSM	J-1/GF- 21	Microbial Lab	Weighing Balance	Gold Face	Weighing Balance	




**Amity Institute of Environmental Science (AIES)**




S.No	Institute	Block Room No	Name of Lab	Name of Instrument	Make/ Model	Technical Specifications	Image
1	AIES	J-1/105 First Floor	Environmental Science Lab	COD Reactor	Hanna Instruments (HI 839800)	The HI 839800 COD reactor is an easy to use test tube heater. Its well-marked user interface provides intuitive operation	
2	AIES	J-1/105 First Floor	Environmental Science Lab	PCR	Himedia (Wee32 mini PCR cycler)	The Wee-32™ Thermal Cycler delivers proven reliability combined with enhanced features to meet your today's and tomorrow's PCR needs. Features : • Single Aluminium alloy block of 32 wells compatible for 0.2ml PCR tubes & strips. • Gradient	
3	AIES	J-1/105 First Floor	Environmental Science Lab	Digital Turbidity Meter	RI	Digital Turbidity Meter	





S.No	Institute	Block Room No	Name of Lab	Name of Instrument	Make/ Model	Technical Specifications	Image
4	AIES	J-1/105 First Floor	Environmental Science Lab	Infrared Digester	Borosil (KIR060 Labquest)	No. Of Positions 6 Tube Capacity 250 ml Temperature Controller Yes Element Temperature 700 DegreeC Time Setting LCD Display	
5	AIES	J-1/105 First Floor	Environmental Science Lab	Lab Oven	NKSEE LAB	Lab Oven	
6	AIES	J-1/105 First Floor	Environmental Science Lab	Muffle Furnace	NKSEE LAB	Muffle Furnace	





S.No	Institute	Block Room No	Name of Lab	Name of Instrument	Make/ Model	Technical Specifications	Image
7	AIES	J-1/105 First Floor	Environmental Science Lab	Autoclave	NKSEE LAB	Vertical Autoclave for laboratory use	
8	AIES	J-1/105 First Floor	Environmental Science Lab	Oven Digester	Sonu Lab Services	Oven Digester	
9	AIES	J-1/105 First Floor	Environmental Science Lab	Digestion Unit		Digestion Unit	

S.No	Institute	Block Room No	Name of Lab	Name of Instrument	Make/ Model	Technical Specifications	Image
10	AIES	J-1/105 First Floor	Environmental Science Lab	Water Disillation Unit	Sonu Lab Services	Distilled water for laboratories	
11	AIES	J-1/LG-01 Lower Ground Floor	Forward Osmosis Membrane System Lab	UV- VIS Double Beam Spectrophotometer	LABMAN (LMSP -1900)	Display: Digital / Touch Screen Type : Portable Usage/Application: Laboratory Use Wavelength Range: 190-1100 nm Band Width: UV Vis	
12	AIES	J-1/LG-01 Lower Ground Floor	Forward Osmosis Membrane System Lab	COD Reactor	HACH (DRB-200)	Hach DRB200 Dry Thermostat Reactor provides unique one-key operation. Weight: Dual block: 2.8 kg Operating Temperature Range: 10 - 45 °C Weight 2: Single block: 2.8kg Temperature Stability: $\pm 2$ °C	




S.No	Institute	Block Room No	Name of Lab	Name of Instrument	Make/ Model	Technical Specifications	Image
13	AIES	J-1/LG-01 Lower Ground Floor	Forward Osmosis Membrane System Lab	Magnetic Hot Plate Stirrer	Borosil (MHPS 350)	<p>Borosil MHPS 350 Digital Magnetic Hot Plate Stirrer</p> <p>Temperature: Plate Temperature: 280 deg C Liquid Temperature: 180 deg C</p> <p>Position: 1</p> <p>Maximum Speed: 2200 rpm</p> <p>Dimensions: 220x330x115 mm</p> <p>Material: Ceramic</p> <p>Ambient Temperature: 350 deg C</p> <p>Protection Class: IP21</p> <p>Plate Size: 456x118 mm</p>	
14	AIES	J-1/LG-01 Lower Ground Floor	Forward Osmosis Membrane System Lab	Forward Osmosis Membrane System	PMI India	Forward Osmosis Membrane System	
15	AIES	J-1/LG-01 Lower Ground Floor	Forward Osmosis Membrane System Lab	Water Disillation Unit		Distilled water for laboratories	



S.No	Institute	Block Room No	Name of Lab	Name of Instrument	Make/ Model	Technical Specifications	Image
16	AIES	J-1/LG-01 Lower Ground Floor	Forward Osmosis Membrane System Lab	Centrifuge		Bench Top Centrifuge	
17	AIES	J-1/LG-01 Lower Ground Floor	Forward Osmosis Membrane System Lab	Reverse Osmosis Membrane System		Reverse Osmosis Membrane System	




**Amity Institute of Forensic Sciences (AIFS)**



S.No	Institute	Block Room No	Name of Lab	Name of Instrument	Make/ Model	Technical Specifications	Image
1	AIFS	J1 - 106 First Floor	Research Lab	Zoom stereo microscope	Olympus/ SZ 51	<p>Comfort View features pupil aberration control and appropriate positioning at the eye point. The result is a field of view that is easy to find, comfortable to view, and easy to maintain.</p> <p>Magnification range: (using 10x eyepieces) SZ51 8.0x-40x; zoom ratio 5:1</p> <p>The 10° angle of convergence in the Greenough optical system secures excellent image flatness with a large depth of field.</p> <p>Either a 45° or 60° inclination tube.</p>	
2	AIFS	J1 - 106 First Floor	Research Lab	Thermal Cycler	Lark/ LI25	<p>Block Capacity 25x0.2ml + 16x0.5ml</p> <p>Non Gradient</p> <p>Program Memory 100</p> <p>Dimension (LxWxH) 267x220x253mm</p> <p>Net Weight 3.6kg</p>	
3	AIFS	J1 - 106 First Floor	Forensic Chemistry & Toxicology	Calorimeter	Elico/ CL-157	<p>Stable, Direct Readout of Absorbance</p> <p>Compact &amp; Easy to operate</p> <p>Rugged, Sturdy &amp; Reliable</p> <p>Thumb Wheel Selection of Filters</p> <p>Pre-focussed Light Source</p> <p>Long Life Photo Diode Detector</p> <p>Only 1 ml of Sample need</p> <p>Usable for Disposable cells</p>	
4	AIFS	J1 - 106 First Floor	Forensic Chemistry & Toxicology	Digital Photo Calorimeter	Galaxy	<p>Smooth operations, easy installations and simple operations. Demanded immensely in hospitals and medical institutions, these calorimeters are offered by us at economical prices.</p> <p>Efficient</p> <p>Longer working life</p> <p>Digital mete</p>	




S.No	Institute	Block Room No	Name of Lab	Name of Instrument	Make/ Model	Technical Specifications	Image
5	AIFS	J1 - 106 First Floor	Forensic Chemistry & Toxicology	Densitometer	Systronics/205	Used to quantify electrophoretically separated bands from electrophoreses as serum protein, in 5 bands by default value and Hemoglobin, Lipoprotein etc. in N-band mode.	
6	AIFS	J1 - 106 First Floor	Forensic Chemistry & Toxicology	Spectrophotometer	Elico - SL - 150	<p>Range 190 to 1100 nm            Bandwidth 2 nm            PHOTOMETRIC            Range:0 to 1.999 Abs.            Repeatability:± 0.002 Abs. at 1.0 Abs.            Stray light:- &gt; 2.000 Abs at 200 nm with 1.2% KCl            LIGHT SOURCE:-Duterium (D2) &amp; Tungsten (W) Halogen Lamps            MONOCHROMATOR:-Czerny -Turner type with 1200 lines/mm Holographic grating            DETECTOR:-Wide Range Photodiode</p>	
7	AIFS	J1 - 106 First Floor	Forensic Chemistry & Toxicology	Cooling Centrifuge	Remi/C-24BL	<p>Max. Speed(rpm):20000            Max. RCF'g':37570            Max. Tube Size(ml):100            Max. Capacity(ml): 400            Lowest Temp.°C :-8</p>	


S.No	Institute	Block Room No	Name of Lab	Name of Instrument	Make/ Model	Technical Specifications	Image
8	AIFS	J1 - 106 First Floor	Forensic Chemistry & Toxicology	Microscope	Olympus/ BX 41	<p>Olympus/ BX 41: UIS2 optical system Focus Vertical stage movement: 25mm stage stroke with coarse adjustment limit stop, Torque adjustment for coarse adjustment knobs, Stage mounting position variable High-sensitivity fine focusing knob (adjustment gradations: 1µm) Illuminator Built-in Kohler illumination for transmitted light 6V30W halogen bulb (pre-centered), Light preset switch Revolving nosepiece: Interchangeable reversed sextuple/quintuple nosepiece, Observation tube: Widefield binocular, inclined 30° Widefield tilting binocular, inclined 5° - 35°, Widefield trinocular, inclined 30°, Widefield ergo binocular, inclined 0°-25°, Super widefield trinocular, inclined 24°, Condenser Abbe (N.A. 1.1), 4x-100x, Swing out Achromat (N.A. 0.9), 1.25x-100x (swing out: 1.25x-4x), Achromatic Aplanat (N.A. 1.4), 10x-100x Phase-contrast, darkfield (N.A. 1.1), 4x-100x Darkfield dry (N.A. 0.8-0.92), 10x-400x, Darkfield oil (N.A. 1.20-1.40) 10x-100x, Ultra low (N.A. 0.16), 1.25x-4x</p>	
9	AIFS	J1 - 106 First Floor	Forensic Chemistry & Toxicology	Microscope	Magnus /MS 24	<p>Superior Optics for enhanced image flatness and contrast Ergonomic design for ease of operation Long working distance of 105 mm Parfocal objectives Body: Objective 2X/4X. 105mm Working Distance. +/- (left side) Diopter Adjustment Eyepieces: High Eyepoint Super Widefield eyepiece SWH 10X with Field Number 23 Field of View: Objective 2x, 4x. Visual field (mm) 11.5, 5.7 Light Source: Reflected 6V 10W lamp with adjustable brightness. Transmitted 5W fluorescent lamp</p>	
10	AIFS	J1 - 106 First Floor	Forensic Chemistry & Toxicology	Opto Monocular Microscope	Magnus /MLX-M	<p>With built-in 6V, 20W halogen illuminator, quadruple ball bearing nosepiece. Coaxial coarse &amp; fine focusing controls. Co-axial low drive mechanical stage, substage Abbe condenser (NA 1.25) with iris diaphragm with rack and pinion. High resolution long barrel achromatic objectives 4X, 10X, 40X &amp; 100X (spring, oil imm). Paired Widefield eyepiece WF10X. With a monocular observation head.</p>	

S.No	Institute	Block Room No	Name of Lab	Name of Instrument	Make/ Model	Technical Specifications	Image
11	AIFS	J1 - 106 First Floor	Forensic Chemistry & Toxicology	UV Chamber	Gurunanak Inst.	<p>This user-safe, self-contained light exposure chamber is compact enough to fit onto a benchtop. The unit features a lighting system which emits a peak wavelength at 365nm for use in the speedy curing of UV activated materials.</p> <p>Optional lamps allow curing of a variety of light activatable formulas. The unit also features a programmable digital timer, power-down mode, and an exposure-completion audio indicator. The chamber comes standard with a rotating clear turntable and shelf, both made of a highly reflective material which facilitates even light distribution. The inner walls are specially coated to provide optimum light distribution and to eliminate shadows throughout. The result is full uniform exposure around 360°. Clear viewing window (open/close via hinged door) to facilitate defect inspection.</p>	
12	AIFS	J1 - 106 First Floor	Forensic Chemistry & Toxicology	Muffle Furnace		Muffle Furnace	
13	AIFS	J1 - 115 A First Floor	Forensic Questioned Document & Fingerprint Lab	Cary Eclipse Fluorescence Spectrometer	Agilent Technologies	<p>The Agilent Cary Eclipse fluorescence spectrometer is sensitive, accurate, and flexible. Ideal for use as a routine fluorometer, the Cary Eclipse can easily be switched between fluorescence, phosphorescence, chemiluminescence, and bioluminescence measurements. Additional flexibility can be achieved through various accessories, including temperature control and solid sample handling, automatic polarizers, and a microplate reader for high sample throughput.</p> <p>The Cary Eclipse fluorescence spectrometer is ideal for fluorescent measurements in life sciences and biotechnology, with high sensitivity and inherent bleaching protection for photosensitive samples. Fast data collection enables kinetics measurements, while fiber optics allow for remote sample measurements.</p>	




S.No	Institute	Block Room No	Name of Lab	Name of Instrument	Make/ Model	Technical Specifications	Image
14	AIFS	J1 - 115 A First Floor	Forensic Questioned Document & Fingerprint Lab	Single Cell Peltier Accessory	Agilent Technologies (SPV-1XO)	The Peltier Cell Holder to perform temperature controlled measurements for a single sample and reference Temperature control precision $\pm 0.1$ °C Temperature range 0-100 °C	
15	AIFS	J1 - 115 A First Floor	Forensic Questioned Document & Fingerprint Lab	pH Meter	Labman (LMPH 10)	LMPH-10 pH Meter is a high precision pH meter with large backlit LCD display. The meter can displays many useful prompt messages to helps you quickly and easily measuring the samples.	

**Amity Institute of Phytochemistry & Phytomedicine (AIP&P)**





S.No	Institute	Block Room No	Name of Lab	Name of Instrument	Make/ Model	Technical Specifications	Image
1	AIP&P	J-1/LG-14	Research Lab	Microprocessor UV-VIS Spectrophotometer	VSI (VSI-501)	Function: Basic, Wavelength Scan, Multi Wavelength, Kinetics, Quantitative, DNA/Protein Wavelength Range: 190 – 1100 nm Spectral Bandwidth: 1.0 nm Optical System: Double Beam, Grating 1200 lines/mm, Wavelength Accuracy: + 0.3 nm Wavelength Repeatability: + 0.2 nm. Scanning Speed: HI, MED & LOW. Maximum 3600 nm/min., Photometric Range: -0.3 to 3 A, 0 to 200 %T, 0 to 9999 C, Photometric Accuracy: + 0.3 %T or + 0.002 A/h @ 1A, Photometric Reproducibility: <0.15% T, Stray Light: < 0.05 %T @ 220nm & 340nm, Stability: <0.001 A/hour @ 500nm, after warming up, Baseline Flatness: + 0.001 A/h (200 - 1000 nm), Sample Compartment: 8 Cell with automatic cell changer - 10mm. path length, Light Source: Halogen & Deuterium Lamps (Pre-Aligned), Noise: + 0.001A (at 500nm, after warming up), Detector: Dual Silicon Photodiode, Display: 5 inches 320x240 Dots Graphical LCD, Key Board: Soft Touch membrane type, Printer Interface: Parallel Port for Dot Matrix Printer, PC Connectivity: USB Port for PC Connectivity, Power: 230V +10%, 50Hz, AC, Instrument Size (LxBxH): 580x510x210mm (Approx.), Instrument Weight: 16 Kg. (Approx.)	
2	AIP&P	J-1/LG-14	Research Lab	Vacuum Oven	Macflow Engg Pvt Ltd.	Vacuum Oven for Laboratory use	
3	AIP&P	J-1/LG-14	Research Lab	Oil Bath	NA	Oil Bath for Laboratory use	



S.No	Institute	Block Room No	Name of Lab	Name of Instrument	Make/ Model	Technical Specifications	Image
4	AIP&P	J-1/LG-14	Research Lab	Magnetic Stirrer	REMI (5MLH)	Remi Magnetic Stirrer Model: 5MLH is Fitted with PMDC Motor which gives higher torque even at low speeds. Better speed regulation even with small volume and low speeds Digital speed indicator for display of stirring speed. Accurate stepless speed control maintains excellent speed stability. Totally enclosed unit, Designed for use even in corrosive atmosphere.	
5	AIP&P	J-1/LG-14	Research Lab	Homogeniser	REMI	Brand: Remi Material: Stainless Steel Voltage: 220 V	
6	AIP&P	J-1/LG-14	Research Lab	Muffle Furnace	Bio Technologies	Muffle Furnace for Laboratory use	
7	AIP&P	J-1/LG-14	Research Lab	UV Chamber	NA	UV Chamber for Laboratory use	




S.No	Institute	Block Room No	Name of Lab	Name of Instrument	Make/ Model	Technical Specifications	Image
8	AIP&P	J-1/LG-14	Research Lab	Infrared Moisture Analyzer	Sartorius (MA 35)	Infrared Moisture Analyzer	
9	AIP&P	J-1/LG-14	Research Lab	Weighing Balance	Sartorius (CP 225D)	<p>CAPACITY RESOLUTION 210 g x 0.01 mg RESOLUTION 2 UOM mg</p> <p>REPRODUCIBILITY <math>\pm .02/.05/.1</math> mg LINEARITY 0.03/0.2 mg RANGE</p> <p>CAPABILITY Dual-Range PAN DIMENSIONS 3.1 in diameter CALIBRATION</p> <p>WEIGHT Internal or external 200g CHAMBER DIMENSIONS 6.7 x 8.2 x 9.1 in</p> <p>DATA INTERFACERS 232 AVERAGE RESPONSE TIME 12/3 seconds</p> <p>FEATURES INTERNAL CALIBRATION WEIGHT CORNER TEST WEIGHT 100 g</p> <p>CORNER TOLERANCE 0.2 mg CALIBRATION WEIGHT CLASSE 2 EXPLOSION PROOF WEIGHING 12/3 seconds</p>	
10	AIP&P	J-1/LG-14	Research Lab	Oven	NA	Oven for Laboratory use	




**Amity Institute of Herbal Research & Studies (AIHRS)**




S.No	Institute	Block Room No	Name of Lab	Name of Instrument	Make/Model	Technical Specifications	Image
1	AIHRS	J-1, LG-13	Research Lab	Weighing balance	REMI	Weighing balance small scale for Laboratory use	
2	AIHRS	J-1, LG-13	Research Lab	Mechanical Stirrer	REMI	Vertical Mechanical Stirrer for Laboratory use	
3	AIHRS	J-1, LG-13	Research Lab	Clevenger Apparatus	Laczene	Clevenger Apparatus for Laboratory use	
4	AIHRS	J-1, LG-13	Research Lab	Laminar Air Flow	Laczene	Laminar Air Flow for Laboratory use	

S.No	Institute	Block Room No	Name of Lab	Name of Instrument	Make/Model	Technical Specifications	Image
5	AIHRS	J-1, LG-13	Research Lab	BOD Incubator	Laczene	BOD Incubator for Laboratory use	
6	AIHRS	J-1, LG-13	Research Lab	Hot Air Oven	Laczene	Hot Air Oven for Laboratory use	
7	AIHRS	J-1, LG-13	Research Lab	Autoclave	Laczene	Vertical Autoclave facility for Laboratory use	




S.No	Institute	Block Room No	Name of Lab	Name of Instrument	Make/Model	Technical Specifications	Image
8	AIHRS	J-1, LG-13	Research Lab	Soxhlet Extraction Apparatus	Laczene	Soxhlet Extraction facility for Laboratory use	
9	AIHRS	J-1, LG-13	Research Lab	Heating Mantle	Ambassador	Heating Mantle for Laboratory use	
10	AIHRS	J-1, LG-13	Research Lab	Vaccum Rotary Evaporator	Laczene	Vaccum Rotary Evaporator for Laboratory use	



**Amity Institute of Applied Sciences (AIAS)**


S.No	Institute	Block Room No	Name of Lab	Name of Instrument	Make/Model	Technical Specifications	Image
1	Amity Institute of Applied Sciences (AIAS)	BLOCK-E2, 3rd Floor, Room No. E2-305	Research Lab	UV-VIS Spectrophotometer	Shimadzu (UV-1800)	<p>Wavelength range 190 to 1100nm                      Wavelength accuracy <math>\pm 0.1\text{nm}</math> at 656.1nm D2 <math>\pm 0.3\text{nm}</math> (190 to 1100nm)                      Photometric system: Double Beam                      Photometric range Absorbance: -4 to 4 Abs                      Transmittance: 0% to 400%                      Photometric accuracy :- <math>\pm 0.002</math> Abs (0.5Abs), <math>\pm 0.004</math> Abs (1.0Abs), <math>\pm 0.006</math> Abs (2.0Abs)</p>	
2	Amity Institute of Applied Sciences (AIAS)	BLOCK-E2, 3rd Floor, Room No. E2-305	Research Lab	Ultrasonic Interferometer	Mittal Enterprises (F-05)	<p>An Ultrasonic Interferometer is a simple and NDT device to determine the ultrasonic velocity in liquids with a high degree of accuracy.                      HIGH FREQUENCY GENERATOR Single and Multi-frequency                      MEASURING CELL Max. displacement of the reflector : 20 mm Required Quantity of liquid: 10 c.c.                      Least Count of micrometer: 0.01mm/0.001 mm                      SHIELDED CABLE Impedance : 50 O</p>	
3	Amity Institute of Applied Sciences (AIAS)	BLOCK-E2, 3rd Floor, Room No. E2-305	Research Lab	Froth Flotation Cell	Mass International	<p>Used to study the performance of Froth Flotation Cell                      To find % recovery of mineral in froth from a standard mixture</p>	

S.No	Institute	Block Room No	Name of Lab	Name of Instrument	Make/Model	Technical Specifications	Image
4	Amity Institute of Applied Sciences (AIAS)	BLOCK-E2, 3rd Floor, Room No. E2-305	Research Lab	Melt Flow Index	Khera	<p>Used to measure the flow rates of thermoplastics by extrusion plastometer indicating the uniformity of the flow rate of the polymer.</p> <ul style="list-style-type: none"> <li>• Consists of a heated extruder tube, an interchangeable jet through which the material under test is extruded, and a piston with dead weights to apply the specified pressure on the material inside the extruder tube.</li> <li>• PID controller is provided to indicate &amp; control the temperature of the tube.</li> <li>• Temperature Range : Ambient to 199.9° C.</li> <li>• Diameter of heater tube cavity : 9.55 mm.</li> <li>• Dimensions of piston head : 9.47 mm Diameter X 6.35 mm Long</li> <li>• Dimensions of jets holes : 2.095 mm X 8.00 mm Long</li> </ul>	
5	Amity Institute of Applied Sciences (AIAS)	BLOCK-E2, 3rd Floor, Room No. E2-305	Research Lab	Paint Corrosion Test Furnace		<p>Temperature cycle of 42° C to 48° C &amp; back to 42° C in 60 to 70 Minutes. Temperature Accuracy: +/-0.5° C. Stainless Steel Chamber. Humidity Range above 98% R.H. Available in three sizes. (AS PER IS : 101)</p>	
6	Amity Institute of Applied Sciences (AIAS)	BLOCK-E2, 3rd Floor, Room No. E2-305	Research Lab	Viscometer	Brookfield (DV-E)	<p>Viscosity Range(cP):- 1 - 2M  Spring Torque:-673.7 dyne-cm(0.0673 milli Newton-m)  Low cost and easy to use  Direct display in:  cP or mPa·s  % Torque, Spindle, and Speed  Torque measurement accuracy: 1% of full scale range  Repeatability: 0.2% of full scale range  Compatible with all Brookfield accessories  NIST traceable viscosity standards available  18 speeds for greater range capability (0.3 to 100 rpm)</p>	









S.No	Institute	Block Room No	Name of Lab	Name of Instrument	Make/Model	Technical Specifications	Image
7	Amity Institute of Applied Sciences (AIAS)	BLOCK-E2, 3rd Floor, Room No. E2-305	Research Lab	Cooling Centrifuge	Remi (C-24BL)	<p>Max. Speed(rpm):20000  Max. RCF'g':37570  Max. Tube Size(ml):100  Max. Capacity(ml): 400  Lowest Temp.°C :-8</p>	
8	Amity Institute of Applied Sciences (AIAS)	BLOCK-E1, 4th Floor, Room No. E1-421	Research Lab	Wrist Action Shaking Machine	Mittal Enterprises	<p>Heavy cast iron base with sturdy construction with two side arms for holding flasks. A fractional H.P. heavy duty Motor with variable speed through continuously variable speed controller is provided. To hold flasks of capacity 100 to 1000 ml. Complete with cord plug etc. To work on 220 V AC 50 Hz single phase. Automatic 0-60 minutes Timer. Model to hold 4 flasks.</p>	
9	Amity Institute of Applied Sciences (AIAS)	BLOCK-E1, 4th Floor, Room No. E1-416	Research Lab	Muffle Furnace	Jupiter	<p>This furnace is light in weight with ceramic wool insulation (instead of Brick insulation). The outer casting is made of double walled thick PCRC sheet, duly painted with attractive stove enamel. Heating elements are made of Kanthal A-1 wire and backed by high temperature cerwool insulation, which avoids loss of energy.</p>	





S.No	Institute	Block Room No	Name of Lab	Name of Instrument	Make/Model	Technical Specifications	Image
10	Amity Institute of Applied Sciences (AIAS)	BLOCK-E1, 4th Floor, Room No. E1-416	Research Lab	Electrometer / High Resistance Meter	Keithley (6517B)	<p>Measures resistances up to 1016</p> <p>1fA - 20mA current measurement range</p> <p>&lt;20 V burden voltage on lowest current ranges</p> <p>200T input impedance</p> <p>Unique voltage reversal method for high resistance measurements</p> <p>&lt;3fA bias current</p> <p>Optional plug-in scanner cards</p> <p>Up to 425 rdgs/s</p> <p>0.75fA p-p noise.</p> <p>Built-in 1kV voltage source</p>	
11	Amity Institute of Applied Sciences (AIAS)	BLOCK-E1, 4th Floor, Room No. E1-416	Research Lab	GM Counter	Nucleonix (GC601A)	<p>G.M. Input (From G.M.Counter)</p> <p>(a) Polarity : Negative</p> <p>(b) Amplitude : 250 mV (min)</p> <p>Resolving Time:-6 micro sec (approx)</p> <p>HV Output:Variable HV using tenturn pot upto a maximum of 1500 volts at 1 mA. Line and load regulation better than 0.05%. Ripple less than 20mV.</p> <p>Display:16 x 2 LCD dotmatrix display has been provided to indicate data counts, Elapsed Time and HV.</p> <p>Counts Capacity:999999 counts</p> <p>Preset time:(0-9999) sec.</p> <p>Programmability:-Includes selection of Preset Time, Storing / Recalling of data, starting and stopping of acquisition etc.,</p> <p>G.M. Detector pulses can be seen on the oscilloscope.</p> <p>Unit is powered through a detachable mains cord. It will draw about 250 mA at 230 volts AC at 50 Hz.</p>	

S.No	Institute	Block Room No	Name of Lab	Name of Instrument	Make/Model	Technical Specifications	Image
12	Amity Institute of Applied Sciences (AIAS)	BLOCK-E1, 4th Floor, Room No. E1-416	Research Lab	High Voltage DC Power Supply (Poling Set up)	Aplab (H5K02N)	<p>500W-1.2KW OUTPUT            Metering : 3 digit DPMs for voltage and current measurement.            Meter Accuracy : <math>\pm 3</math> counts.  <b>Constant Voltage Mode :</b>            REGULATION :            Line : <math>\pm 0.01\% \pm 2\text{mV}</math> for <math>\pm 10\%</math> change in line voltage.            Load : <math>\pm 0.01\% \pm 2\text{mV}</math> for load change from zero to full load.            RIPPLE AND NOISE : 1mV rms max. 20Hz to 20MHz.  <b>Constant Current Mode :</b>            REGULATION :            Line : <math>\pm 0.05\% \pm 10\text{mA}</math> for <math>\pm 10\%</math> change in line voltage.            Load : <math>\pm 0.05\% \pm 10\text{mA}</math> for change in output voltage from 0 volts to maximum output voltage.            Output Polarity : Floating w.r.t. ground.            Overload Protection : Constant current type.            Transient Response : 100<math>\mu\text{sec}</math> within 10mV of set output voltage for load change from 10% to 90%.</p>	




**Amity Centre for Spintronic Materials (ACSM)/ Amity Institute of Applied Sciences (AIAS)**

S.No	Institute	Block Room No	Name of Lab	Name of Instrument	Make/Model	Technical Specifications	Image
1	Amity Centre for Spintronic Materials (ACSM)/ Amity Institute of Applied Sciences (AIAS)	E2-409	Thin film deposition Lab	Ultra high vacuum Ion beam sputtering	Developed in house	An ultrahigh vacuum thinfilm deposition facility using ion-beam sputtering technique with thickness control of better than an Angstrom has been developed. Six different targets can be loaded at a time in order to prepare a variety of multilayer structures. Substrate temperature can be varied up to 1000K. The facility has also been used for creating three dimensional nano-patterns using ion-erosion	
2	Amity Centre for Spintronic Materials (ACSM)/ Amity Institute of Applied Sciences (AIAS)	E2-408	X ray scattering Lab	Ion beam accelerator	Being developed in house	A low energy ( 2 Kev – 30 KeV) gaseous ion (both low mass H and high mass Ar) accelerator has been developing with the help of Inter-University Accelerator Centre, New Delhi to to tailor the functional properties of magnetic nanostructures having relevance to spintronics, as well as some soft matter films and nanocomposites.	
3	Amity Centre for Spintronic Materials (ACSM)/ Amity Institute of Applied Sciences (AIAS)	E2-408	X ray scattering Lab	X ray florescence	Refurbished components assembled	X ray florescence for scattering	





S.No	Institute	Block Room No	Name of Lab	Name of Instrument	Make/Model	Technical Specifications	Image
4	Amity Centre for Spintronic Materials (ACSM)/ Amity Institute of Applied Sciences (AIAS)	E2-410	Mossabuer Lab	Mossbauer spectroscopy	Developed in house by assembling different components of Weissel, Ortec, LnD. Make	It is a nuclear technique which provides chemical, structural as well as magnetic information of solids and thin films.	
5	Amity Centre for Spintronic Materials (ACSM)/ Amity Institute of Applied Sciences (AIAS)	E2-411	MOKE Lab	Magneto optic kerr effect set up	HINDS Instruments	Magneto-optical Kerr effect measurement facility has been developed for magnetic measurement of thin and ultra-thin films. This is one of the most sensitive instrument which can measure magnetic properties of even a few Angstrom thick films. Magnetic properties like hysteresis loop, coercivity, magnetic anisotropy can be measured	
6	Amity Centre for Spintronic Materials (ACSM)/ Amity Institute of Applied Sciences (AIAS)	E2-411	MOKE Lab	High temperature vacuum furnace		Tubular. Vacuum furnace with quartz tube id approx. 100mm with temp. Range 5 deg. c above ambient to 1400 deg. c. heating zone 300mm length. Thermocouple pt – pt - rh 10% with ampere meter, thermal fuse and switch gears. Heating is done by silicon carbide heating rod having rating 6.0 kW.	

S.No	Institute	Block Room No	Name of Lab	Name of Instrument	Make/Model	Technical Specifications	Image
7	Amity Centre for Spintronic Materials (ACSM)/ Amity Institute of Applied Sciences (AIAS)	E2-411	MOKE Lab	Spin coater	APEX instruments/ spinNXG Series	Programmable Spin Coating System with Chamber Heating, In-situ Programmable Temperature Controller, 40 mm PTFE Substrate Holder	
8	Amity Centre for Spintronic Materials (ACSM)/ Amity Institute of Applied Sciences (AIAS)	E2-411	MOKE Lab	Hydraulic press with KBr die sets	S.A. instruments and systems / RDET 45530	15 ton capacity, table top, cylindrical, weight 35 kg, hand operated, pump type, 10 mm and 13 mm KBr die set (stainless steel)	
9	Amity Centre for Spintronic Materials (ACSM)/ Amity Institute of Applied Sciences (AIAS)	E2-409	Thin film deposition Lab	DC power supply	Keithley/2260B-80	0-80Volts, 0-13 Amp, 360 watt	
10	Amity Centre for Spintronic Materials (ACSM)/ Amity Institute of Applied Sciences (AIAS)	E2-409	Thin film deposition Lab	Digital precision mutimeter	Tektronix/DM M4040	6-1/2 digit resolution, True rms ac, Extended 10 Ω and 1 GΩ ranges, • Frequency measurements to 1 MHz	







S.No	Institute	Block Room No	Name of Lab	Name of Instrument	Make/Model	Technical Specifications	Image
11	Amity Centre for Spintronic Materials (ACSM)/ Amity Institute of Applied Sciences (AIAS)	E2-410	Mossabuer Lab	Digital storage oscilloscope	Tektronix/TBS1072B-EDU	70 MHz, 2 channel	
12	Amity Centre for Spintronic Materials (ACSM)/ Amity Institute of Applied Sciences (AIAS)	E2-411	MOKE Lab	Ultra sonic cleaner	LMUC-2	capacity 1.5 litres, tank size: 150x137x100(mm), frequency 40kHz, ultra sonic power 50W, Heating: Ambient to 80°C Digitally Controlled ( Dual Display ), Digital timer 5 to 60 minutes	
13	Amity Centre for Spintronic Materials (ACSM)/ Amity Institute of Applied Sciences (AIAS)	E2-411	MOKE Lab	Rotary vaccum pump	Technovac Engineers/RV2/100	Rotary vaccum pump fitted with moisture trap and vaccum guage complete with motor	





**Amity Centre for Radiation Biology, Amity Institute of Applied Sciences (AIAS)**




S.No	Institute	Block Room No	Name of Lab	Name of Instrument	Make/Model	Technical Specifications	Image
1	Amity Centre for Radiation Biology, Amity Institute of Applied Sciences (AIAS)	E-3 3rd Floor	Radiation Biology Laboratory	CO 2 Incubator	New Brunswick(Galaxy170S)	Volume: 170L Shelves :4 Shelves Range: 4°C above Ambient to 50°C Uniformity :+/- 0.2°C	
2	Amity Centre for Radiation Biology, Amity Institute of Applied Sciences (AIAS)	E-3 3rd Floor	Radiation Biology Laboratory	Microplate Absorbance Reader	Biorad(Imark)	Wavelength range :400–750 nm Photometric range :0.0–3.5 OD Linearity : ≤1.0% from 0.0–2.0 OD; ≤2.0% from 0.0–3.0 OD Accuracy : ≤1.0% or 0.010 from 0.000–3.000 OD at 490 nm Precision :1.0% or 0.005 OD from 0.0–2.0 OD; 1.5% from 2.0–3.0 OD Resolution : 0.001 OD Filter wheel capacity : 8 Plate shaking (3 speeds) :Low, mid, high Duration, sec :0–999 Read time : 6 sec at single wavelength, 10 sec at dual wavelengths Data output :Onboard graphical thermal printer and USB2 interface with PC or Mac data stations Data storage :Calendar/clock functions; 64 assay protocols, Multilanguage support 4 languages, LCD indication supported; printout report supported	
3	Amity Centre for Radiation Biology, Amity Institute of Applied Sciences (AIAS)	E-3 3rd Floor	Radiation Biology Laboratory	UV- Visible spectrophotometer	Systronics(2202)	Optics:Double Beam Optics Wavelength Range:200 - 1100 nm Spectral Bandwidth:2 nm Display:PC Monitor 2202 Operating Mode:Single Multi-Wavelength, Scan & Time Scan Measuring Modes:%T, ABS, Concentration & K Factor ABS Range: + 2.5 Abs	
4	Amity Centre for Radiation Biology, Amity Institute of Applied Sciences (AIAS)	E-3 3rd Floor	Radiation Biology Laboratory	Flourescence Microscope	Olumpus(BX 41TF)	Optical system UIS (Universal Infinity System) optical system Built-in transmitted Koehler illumination Illumination :6V 30W halogen bulb Focusing Stage height movement by roller guide (rack & pinion) Stroke per rotation: 0.1 mm (fine), 17.8 mm (coarse) Full stroke range: 25 mm Revolving nosepiece:Universal 6 position revolving	

**Amity School of Engineering and Technology (ASET)**



S.No	Institute	Block Room No	Name of Lab	Name of Instrument	Make/Model	Technical Specifications	Image
1	Amity School of Engineering and Technology (ASET)	BLOCK- E-1, LG-08	Mechatronics	Hydraulic Trainer Kit	ADM	It can be used as a Live Demonstrator to show functioning of various hydraulic components and control circuits. Operating pressure is kept at 20 bar for safety of the students. The components / equipments are mounted on an ergonomically designed mobile metal trolley with drip tray. The power pack is mounted at the bottom. The components are permanently mounted on the working area. Quick Release Couplings are used on the components and hoses for fast and easy connections.	
2	Amity School of Engineering and Technology (ASET)	BLOCK- E-1, LG-08	Mechatronics	Pneumatic Trainer Kit	ADM	Compact Ergonomic Design User Friendly, Self Explanatory Systems Leak proof Safety Measures, sturdy piping & Robust Construction Enhanced Electrical Safety Considerations Training Manuals mimic Charts for Operation Ease M.S. powder coated cubical plant with standard Instrument Assemblies Inbuilt Safety Measures to avoid improper usage Relay board logic circuit operation	
3	Amity School of Engineering and Technology (ASET)	BLOCK- E-1, LG-08	Mechatronics	CNC Trainer Milling Machine	3D Technologies	Travel X Axis :-175 mm Travel Y Axis :-115 mm Travel Z Axis :-115 mm Table Size :- 360 x 140 mm Axis Control:- Simultaneous Three Axis Control Accuracy:- 5 Micron each Axis Speed range :-100 – 2500 rpm min Motor Power Cap :-0.75 HP Feed rate Axis :-2-50 mm/ min Control system :-PC based 3 Axis continuous path Power source :-230 V, Single Phase 50 Hz	




S.No	Institute	Block Room No	Name of Lab	Name of Instrument	Make/Model	Technical Specifications	Image
4	Amity School of Engineering and Technology (ASET)	BLOCK- E-1, LG-08	Mechatronics	CNC Trainer Lathe Machine	3D Technologies	<p>Industrial cnc controller with provision to connect to pc.</p> <p>Repeatability +- 0.005 mm</p> <p>Center height 200mm</p> <p>Travel z axis 300 mm</p> <p>Travel x axis 150 mm</p> <p>Twing over carriage 75</p> <p>Programmable spindle speed 100 – 2000 rpm</p> <p>spindle motor 2 h.p ac motor with vfd</p> <p>Resolution 0.001 mm</p>	
5	Amity School of Engineering and Technology (ASET)	BLOCK- E-1, LG-04A	Mechanics of Solids	Impact Testing Maching	Engg. Models & Equip., Roorkee	<p>Pendulum impact testing machine: mechanical version</p> <ul style="list-style-type: none"> <li>• Capacity 30 kgm (300 joules)</li> <li>• Least count 0.2 kgm</li> <li>• Designed for conducting izod and charpy test.</li> <li>• The energy utilized to break izod or charpy specimen is directly indicated by the pointer.</li> <li>• Confirms to IS 1598, IS 1757, IS 1499 &amp; BS 131</li> </ul>	
6	Amity School of Engineering and Technology (ASET)	BLOCK- E-1, LG-04A	Mechanics of Solids	Universal Testing Machine (100Kn)	Accurate Scientific International	<p>Unit:- 100 KN</p> <p>Test Speed :-0.5~1000mm/min (control by keyboard input)</p> <p>Test range :-400mm MAX</p> <p>Accuracy:- ±0.5% or better</p> <p>Motor :-Servo Motor</p> <p>Power:- 1,220V/50HZ</p>	
7	Amity School of Engineering and Technology (ASET)	BLOCK- E-1, LG-04A	Mechanics of Solids	Spring Testing Machine	Engineering models & Equipment	<p>CAPACITY: 5000 KGF: MANUAL</p> <ul style="list-style-type: none"> <li>• Used for testing/measuring the compression, tension and retraction of springs</li> <li>• Has linear least count of 100 grams for load and 0.1 mm for displacement throughout the range of 0 to 5 KN. Manually/Electrically operated.</li> <li>• Displacement for accurately measuring the deflection and expansion of springs.</li> <li>• Test height of 15 inch and is capable of holding springs of O.D. up to 8 inch.</li> <li>• Testing Speed : 40mm/sec</li> <li>• Max . Operating pressure : 250/kg/cm2</li> <li>• Motor HP: 5 - 7.5 HP</li> <li>• Power supply : 3 phase, 415VAC ± 6%50HZ ± 3% 4</li> </ul>	





S.No	Institute	Block Room No	Name of Lab	Name of Instrument	Make/Model	Technical Specifications	Image
8	Amity School of Engineering and Technology (ASET)	BLOCK- E-1, LG-04A	Mechanics of Solids	Rockwell and Brinell Hardness Testing Machine (50 kgm)	Engineering models & Equipment	<p>The machine is a combined version, wherein Rockwell Hardness under A, B and C Scales and Brinell Tests can be conducted.</p> <p>The machine is supplied complete with ball and diamond indenters together with Test Block for HRB and HRC Scales and Ball Indenter for Brinell Hardness test together with an illuminating type Brinell Microscope complete with a BHN Conversion Table.</p> <p>LOAD RANGE :- 60,100,150,187.5 &amp; 250 kgf.</p> <p>MAX.TEST HEIGHT :- 295 mm</p>	
9	Amity School of Engineering and Technology (ASET)	BLOCK- E-1, LG-04A	Mechanics of Solids	Torsion Testing Machine (50 kgm)	Engineering models & Equipment	<p>Capacity : 0 to 50 kgm.</p> <p>Range : ONE</p> <p>Rod to be tested : 8 to 20 mm.</p> <p>Load of Measurement : Torque and Twist will be read directly.</p> <p>Other provisions : Automatic stop in case of failure of specimen.</p>	
10	Amity School of Engineering and Technology (ASET)	BLOCK- E-1, LG-04	Electrical Machine Lab / Power System Lab	Power Generation Trainer	Anshuman Tech Pvt Ltd (XPO-EMT)	<p>Input 3 phase DOL Starter panel (EMT1)</p> <p>4 pole MCB of 415 V/4A</p> <p>DOL 9A Contactor with 230V / 50Hz / 11VA Coil</p> <p>Bimetallic thermal O/L relay with range 1.4A - 2.3A</p> <p>Consist of 2 nos of (96x96mm) Digital meters one each for 3 ph. &amp; 1 ph. Measures V, I, PF(0.2 lag unity 0.2 lead), Hz</p> <p>Current specs for 3 ph. meter = 5A (Balanced load) and 1A/5A for 1ph. meter (170-250V)</p> <p>FWD/REV, 3 pole 3 way switch with center OFF, 6A/440V</p>	
11	Amity School of Engineering and Technology (ASET)	BLOCK- E-1, LG-04	Power System Lab	Power Transmission Line Trainer	Anshuman Tech Pvt Ltd (XPO-PET/TL)	<p>Power Transmission Line Trainer need a few set of associated panels (7-8 nos. typically) which are mounted in a light weight sturdy aluminum profile flat demo panel system. Facilitates easy and safe wiring by students due to use of 4mm sturdy Shrouded banana patch cords and shrouded socket arrangements for high voltage circuits,</p>	





S.No	Institute	Block Room No	Name of Lab	Name of Instrument	Make/Model	Technical Specifications	Image
12	Amity School of Engineering and Technology (ASET)	BLOCK- E-1, LG-04	Power System Lab	Percentage Biased Differential Relay Trainer	Anshuman Tech Pvt Ltd (XPO-PET/PR/11)	Consisting of voltage injector, current injector, elapsed time counter (1 msec resolution), trip relay logic etc. The Trainer need a few set of associated relay testing (current / voltage injection etc. ) panels (7-8 nos. typically) which are mounted in a light weight sturdy aluminum profile flat demo panel system. Do not need any separate testing kit. Facilitates easy and safe wiring by students due to use of 4mm sturdy Shrouded banana patch cords and shrouded socket arrangements for high voltage circuits	
13	Amity School of Engineering and Technology (ASET)	BLOCK- E-1, LG-04	Power System Lab	IDMT Over Current Relay Trainer	Anshuman Tech Pvt Ltd(XPO-PET/PR/111)	Consisting of voltage injector, current injector, elapsed time counter (1 msec resolution), trip relay logic etc. The trainer need a few set of associated relay testing (current / voltage injection etc.) panels (7-8 nos. typically) which are mounted in a light weight sturdy aluminum profile flat demo panel system. Do not need any separate testing kit. Facilitates easy and safe wiring by students due to use of 4mm sturdy Shrouded banana patch cords and shrouded socket arrangements for high voltage circuits	
14	Amity School of Engineering and Technology (ASET)	BLOCK- E-1, LG-04	Electrical Machine Lab I	Electrical Machine Trainers with DC Int. & 3 Ph. Salient Pole Machine	Anshuman Tech Pvt Ltd(XPO-EMT/DC+3Ph. Salient)	Trunnion mounted DC Integrated machine is used as Dynamometer for loading other machines (Motors / generators both) with facility to measure shaft power using electronic torque / speed measurement. 1 phase AC integrated motor coupled to DC integrated motor setup (Motor-Generator setup): 1) 3 Phase Salient pole alternator : Voltage: 415VAC, 50Hz Capacity: 300W/4 pole/ 1500RPM Frame/mounting: 100 frame, chassis mounted, 19mm shaft dia with easily swappable gear coupling. 2) DC Integrated motor: Voltage: Varm = 180V, Vfield = 180V Capacity: 300W/2 pole/ 1500RPM/6 terminals Frame/mounting: 100 frame, chassis mounted, 19mm shaft dia, trunnion mounted m/c for use as dynamometer with torque & speed sensors.	











S.No	Institute	Block Room No	Name of Lab	Name of Instrument	Make/Model	Technical Specifications	Image
15	Amity School of Engineering and Technology (ASET)	BLOCK- E-1, LG-04	Electrical Machine Lab- I/ Power System Lab	Electrical Machine Trainers with DC Int. & 3 Ph. AC Machine	Anshuman Tech Pvt Ltd(XPO-EMT/DC+3Ph. AC)	<p>Motor Specification: 3 phase AC integrated motor coupled to DC integrated motor setup (Motor-Generator setup):</p> <p>1) 3 AC Integrated motor with following specification: Voltage: 415VAC, 50Hz, Capacity: 300W/4 pole/ 1500RPM Frame/mounting: 100 frame, chassis mounted, 19mm shaft dia with easily swappable gear coupling.</p> <p>2) DC Integrated motor with following specification: Voltage: Varm = 180V, Vfield = 180V Capacity: 300W/2 pole/ 1500RPM/6 terminals Frame/mounting: 100 frame, chassis mounted, 19mm shaft dia, trunnion mounted m/c for use as dynamometer with torque &amp; speed sensors.</p>	
16	Amity School of Engineering and Technology (ASET)	BLOCK- E1, LG-01	Automotive Engineering	IC Engine- Petrol	EDU TEK	<p>The setup consists of single cylinder, four stroke, VCR (Variable Compression Ratio) Petrol engine connected to eddy current / Hydraulic type dynamometer for loading. A tilting cylinder block arrangement is used for varying the compression ratio without stopping the engine and without altering the combustion chamber geometry. Setup is provided with necessary instruments for combustion pressure and crank-angle measurements. These signals are interfaced to computer through engine indicator for P PV diagrams. Provision is also made for interfacing airflow, fuel flow, temperatures and load measurement. The set up has stand-alone panel box consisting of air box, two fuel tanks for duel fuel test, manometer, fuel measuring unit, transmitters for air and fuel flow measurements, process indicator and engine indicator. Rotameters are provided for cooling water and calorimeter water flow measurement.</p> <p>The setup enables study of VCR engine performance for brake power, indicated power, frictional power, BMEP, IMEP, brake thermal efficiency, indicated thermal efficiency, Mechanical efficiency, volumetric efficiency, specific fuel consumption, A/F ratio and heat balance.</p>	

S.No	Institute	Block Room No	Name of Lab	Name of Instrument	Make/Model	Technical Specifications	Image
17	Amity School of Engineering and Technology (ASET)	BLOCK- E-1, LG-01	Automotive Engineering	IC Engine- Diesel	EDU TEK	<p>The setup consists of single cylinder, four stroke, VCR (Variable Compression Ratio) Diesel engine connected to eddy current / Hydraulic type dynamometer for loading. A tilting cylinder block arrangement is used for varying the compression ratio without stopping the engine and without altering the combustion chamber geometry. Setup is provided with necessary instruments for combustion pressure and crank-angle measurements. These signals are interfaced to computer through engine indicator for P PV diagrams. Provision is also made for interfacing airflow, fuel flow, temperatures and load measurement. The set up has stand-alone panel box consisting of air box, two fuel tanks for duel fuel test, manometer, fuel measuring unit, transmitters for air and fuel flow measurements, process indicator and engine indicator. Rotameters are provided for cooling water and calorimeter water flow measurement.</p> <p>The setup enables study of VCR engine performance for brake power, indicated power, frictional power, BMEP, IMEP, brake thermal efficiency, indicated thermal efficiency, Mechanical efficiency, volumetric efficiency, specific fuel consumption, A/F ratio and heat balance.</p>	
18	Amity School of Engineering and Technology (ASET)	BLOCK- E-1, LG02	Fluid Power Systems/ Fluid Mechanics Lab	Francis Turbine Test Rig (Close Kit)	Engg. Models & Equip., Roorkee	<p>Smw francis turbine horizontal type of size 75mm, develop about 1kw output, made of cast iron spiral casing, bearing housing and aerofoil shaped gun metal guide vane and gun metal runner. Transparent outlet pedestal with stainless steel draft tube. The cast iron external bearing pedestal for longer bearing life. A cast iron base plate and a slotted dead weights for conducting experiments in metric units. Pressure gauge for head measurement in meters. 200mm dia cast iron water cooled brake drum mounted on the main shaft with bearings for load test. The head of the turbine is 10meters and discharge at about 1000 lpm.</p>	
19	Amity School of Engineering and Technology (ASET)	BLOCK- E-1, LG02	Fluid Power Systems/ Fluid Mechanics Lab	Kaplan Turbine Test Rig.	Engg. Models & Equip., Roorkee	<p>Test rig consists of a Kaplan turbine designed for laboratory experimental purposes and to conduct test in metric units. The specifications of the turbine are as follows:</p> <ul style="list-style-type: none"> <li>Design Speed - 1500 RPM.</li> <li>Capacity - 3.7 KW. (5.0 HP)</li> <li>Design Head and discharge - 7-10m., 4000-5000 lpm.</li> </ul> <p>The unit consists of a cast iron spiral casing, a bearing pedestal, a rotor assembly of shaft, axial flow gunmetal runner and brake drum all mounted on a suitable sturdy base.</p>	




S.No	Institute	Block Room No	Name of Lab	Name of Instrument	Make/Model	Technical Specifications	Image
20	Amity School of Engineering and Technology (ASET)	BLOCK- E-1, LG02	Fluid Power Systems/ Fluid Mechanics Lab	Pelton Wheel Turbine Test Rig (Close Kit)	Engg. Models & Equip., Roorkee	Test rig consists of a Pelton wheel water Turbine, designed for laboratory experimental purposes and to conduct test in metric units. The specifications of the turbine are as follows:- Design Speed - 1000 RPM. Output Power - 1.0 KW	
21	Amity School of Engineering and Technology (ASET)	BLOCK- E-1, LG02	Fluid Mechanics Lab	Bernoulli's Apparatus		The equipment is designed and fabricated to demonstrate the Bernoulli's theorem. It consists of a test section made of acrylic. It had convergent and divergent sections. Pressure tapings are provided at different locations in convergent and divergent section. Present set-up is self contained water recirculating unit, provided with a sump tank, centrifugal pump etc. An arrangement is done to conduct the experiment on different flow rates. Flow rate of water is measured with the help of measuring tank and stopwatch.	
22	Amity School of Engineering and Technology (ASET)	BLOCK- E-1, LG02	Fluid Mechanics Lab	Venturi Meter		The Venturi meter is a device used to measure the flow rate. It consists of a tapering contraction section, along which the fluid accelerates towards a short cylindrical throat, followed by a section which diverges back to its original diameter. The device is used to determine the discharge coefficient or the Venturi meter coefficient (C). This value lies between 0.92-0.99 and varies from one meter to another.	
23	Amity School of Engineering and Technology (ASET)	BLOCK- E-3, LG14	Material Testing/ Geotechnical Engineering Lab	Aggregate Impact Test Apparatus	Aimil Ltd(AIM456)	It is for determining the aggregate impact value and has been designed in accordance with IS:2386 (Part 4), IS:9377. The sturdy construction consists of a base and support columns to form a rigid frame work around the quick release trigger mechanism to ensure an effective free fall of the hammer during test. The free fall can be adjusted through $380 \pm 5$ mm. The hammer is provided with a locking arrangement.	




S.No	Institute	Block Room No	Name of Lab	Name of Instrument	Make/Model	Technical Specifications	Image
24	Amity School of Engineering and Technology (ASET)	BLOCK- E-3, LG14	Material Testing/ Geotechnical Engineering Lab	Aggregate Impact Test Apparatus	Aimil Ltd(AIM455)	<p>The selection of proper aggregate for a given application is essential to attain the desired quality. Various characteristics required to be determined for the selection of appropriate aggregate from the wide range are available. The following mechanical tests are designed to meet this requirement.</p> <p>This apparatus is used for measuring resistance of an aggregate to crushing, as per IS:2386, (Part 4).</p>	
25	Amity School of Engineering and Technology (ASET)	BLOCK- E-3, LG14	Material Testing/ Geotechnical Engineering Lab	Crushing Valve Apparatus	HEICO(HA50.85)	<p>Used for determining the Aggregate Crushing Value,</p> <p>The apparatus consists of a steel cylinder 75 mm dia, a plunger and a steel base plate. The surfaces coming into contact with the aggregate are case hardened.</p>	
26	Amity School of Engineering and Technology (ASET)	BLOCK- E-3, LG14	Material Testing/ Geotechnical Engineering Lab	Digital Ductility App.	Aimil Ltd(AIM 565-1)	<p>Bituminous surfaces exposed to varying temperature conditions undergo expansion &amp; contraction. So an important characteristic of the binder is its ductility &amp; the degree of ductility has an effect on the cracking bituminous surface due to traffic stress.</p> <p>The ductility of bitumen is expressed as the distance in centimetres to which a standard briquette can be elongated before the thread thus formed breaks under specified conditions.</p>	
27	Amity School of Engineering and Technology (ASET)	BLOCK- E-3, LG14	Material Testing/ Geotechnical Engineering Lab	Film Stripping Device	Aimil Ltd(AIM 560)	<p>Film stripping device is used to measure the resistance of bituminous mixtures to stripping of asphalt from aggregate particles. It is generally used to evaluate mineral aggregates &amp; to judge the adhesion of the bituminous materials.</p> <p>The device consists of a disk on which 4 bottles are mounted. The disc rotates at a speed of approx. 100 rpm. The sample, usually the aggregate fraction which passes a 9.525 mm sieve but is retained on a No. 8 sieve, is placed in the bottles &amp; agitated for 15 minutes. The percentage of aggregate stripped can be visually estimated. The device is provided with a pre set counter.</p> <p>Suitable for operation on 220 V, 50Hz, Single Phase, AC supply.</p>	




S.No	Institute	Block Room No	Name of Lab	Name of Instrument	Make/Model	Technical Specifications	Image
28	Amity School of Engineering and Technology (ASET)	BLOCK- E-2, LG-01		Sieve Shaker	Heico( HS31.17)	Having a sturdy cast iron body, the sieve shaker has an inclined sieve table which can accommodate a maximum of seven sieves of 150 mm or 200 mm diameter. To hold Having a sturdy cast iron body, the sieve shaker has an inclined sieve table which can accommodate a maximum of seven sieves of 150 mm or 200 mm diameter. To hold	
29	Amity School of Engineering and Technology (ASET)	BLOCK- E-2, LG-01		Vibrating Table	Heico(HC42.142)	The size of the table is 1000mm x 1000mm. It has a heavy duty vibrator with fixed amplitude and vibrations. Operates on 440 v 3 phase supply.	
30	Amity School of Engineering and Technology (ASET)	BLOCK- E-2, LG-01		CTM- 1000kn	Heico(HC44.55)	Compression Testing Machine 1000KN (100 Tons) Capacity (Economy Channel Model) Hand Operated fitted with 15 cm dia load gauge. Compression Testing Machine designed for testing of Cement, Concrete Moulds of Various sizes 15cm x 15cm x cubes, 10cm x 10cm x cubes, 7.06 cm x 7.06 cm cubes, 15cm x 30cm cylindrical mould. Bricks can also be tested by the help of adjustable hand wheel of Compression Testing Machine.	
31	Amity School of Engineering and Technology (ASET)	BLOCK- E-2, LG-01		Hot air oven	Heico(HS100.105)	This is a double walled oven with the inner chamber made of aluminum or stainless steel sheet and the outer surface of mild steel sheet with a gap of 64 mm between walls filled with glass wool for proper insulation to avoid heat loss. Two or three removable shelves are provided in the inner chamber. The temperature is controlled with a precision thermostat. The inner chamber is heated with the help of coil heaters placed at the bottom with a three point control switch (Rotary Switch) for low, medium and high wattage.	





S.No	Institute	Block Room No	Name of Lab	Name of Instrument	Make/Model	Technical Specifications	Image
32	Amity School of Engineering and Technology (ASET)	BLOCK- E-3, LG14	Surveying Lab	Los Angeles Abrasion Testing Machine	Aimil Ltd (AIM 458)	This machine is for determining the resistance to wear off small size coarse aggregates and crushed rock. The machine consists of a hollow cylinder, mounted on a sturdy frame on ball bearings. A detachable shelf which extends throughout the inside length of the drum catches the abrasive charge and does not allow it to fall on the cover. The drum is rotated at a speed of 30-33 rpm by an electric motor through a heavy duty reduction gear. Supplied complete with a tray for collection of the material. Suitable for operation on 415V, 3 phase, 50Hz, AC Supply.	
33	Amity School of Engineering and Technology (ASET)	BLOCK- E-2, LG05	Material Testing/ Geotechnical Engineering Lab	Flash (Open) and Fire Point Cleveland with Thermometer	Aimil Ltd(AIM 505)	For determining the flash and fire points of petroleum products, except for fuel oil and those products which have open cup flash point below 79° C (175° F).	
34	Amity School of Engineering and Technology (ASET)	BLOCK- E-2, LG05	Material Testing/ Geotechnical Engineering Lab	Pore Pressure Apparatus	Heico(HS28.70)	Pore water pressure apparatus mounted on a steel panel, fitted with pressure gauge, mercury manometer, brass scale graduated 50-0-50 cm., drainage burette 50 ml, null indicator with copper coil, Piston pump (hand operated) and water reservoir. Pressure range 0 - 1000 Kpa	
35	Amity School of Engineering and Technology (ASET)	BLOCK- E-2, LG05	Material Testing/ Geotechnical Engineering Lab	Shrinkage Limit Apparatus	Heico(HS 10.30)	The apparatus conforms to IS:10077, and the test is performed as per IS:2720(Part VI). The set consists of :- i) 75 mm square Prong Plate made of 3 mm thick acrylic sheet with three metal prongs. ii) 75 mm square Plain Plate made of 3 mm thick acrylic sheet. iii) Stainless Steel Shrinkage Dish 45 mm in dia, 15 mm deep. iv) Glass cup with ground edge, 50 mm to 55 mm dia, 25 mm deep. v) Flexible Spatula with 80 mm long, 20 mm wide blade.	







S.No	Institute	Block Room No	Name of Lab	Name of Instrument	Make/Model	Technical Specifications	Image
36	Amity School of Engineering and Technology (ASET)	BLOCK- E-2, LG05	Material Testing/ Geotechnical Engineering Lab	Plastic Limit Apparatus	Heico(HS 10.31)	<p>Conforming to IS: 2720 (Part V)</p> <p>The apparatus consists of :</p> <ul style="list-style-type: none"> <li>i) Glassplate 200mmx150mmx3mm thick</li> <li>ii) Porcelain evaporating dish 120 mm dia.</li> <li>iii) Brass rod 3 mm dia, 100 mm long.</li> <li>iv) Flexible spatula with 80 mm long, 20 mm wide blade.</li> <li>v) Moisture Cans 50 mm dia, 12 Nos.</li> </ul>	
37	Amity School of Engineering and Technology (ASET)	BLOCK- E-2, LG05	Material Testing/ Geotechnical Engineering Lab	Grain Size Distribution Apparatus	Heico(HA10.35)	<p>Test is performed as per IS:2720 (Part- IV)</p> <p>The apparatus comprises of:-</p> <ul style="list-style-type: none"> <li>i) Pipette stand with moving carriage assembly fitted with a scale and holder for holding the pipette in position.</li> <li>ii) Sampling pipette 10 ml capacity fitted with a three way stop cock.</li> <li>iii) Sedimentation tube, 50 mm dia and approximately 350 mm long with mark at 500 ml volume.</li> </ul>	
38	Amity School of Engineering and Technology (ASET)	BLOCK- E-2, LG05	Material Testing/ Geotechnical Engineering Lab	Laboratory Permeability Apparatus	Heico(HS12.05)	<p>It comprises:-</p> <ul style="list-style-type: none"> <li>i) Compaction Permeameter Mould 1000ml capacity, clamped between top and bottom drainage plates having recess for porous stones. Supplied along with a false bottom plate for use during compaction of soil in the permeameter and extension collar.</li> <li>ii) Stand pipe panel, with three glass tubes of 6 mm, 10 mm and 20 mm dia, one meter long, supplied with wooden meter scale and 3 meter rubber tubing.</li> </ul>	




S.No	Institute	Block Room No	Name of Lab	Name of Instrument	Make/Model	Technical Specifications	Image
39	Amity School of Engineering and Technology (ASET)	BLOCK- E-2, LG05	Material Testing/ Geotechnical Engineering Lab	Laboratory CBR Apparatus (Motorised)	Heico(HS 20.10)	<p>The apparatus consists of :-</p> <ul style="list-style-type: none"> <li>i) Capacity 5000 kg (50 KN).motorized load frame having single rate of strain of 1.25 mm/m. Suitable for a power supply of 220v, 50 Hz, single phase..</li> <li>ii) CBR Mould 150 mm base plate and collar inner dia x 175 mm high.</li> <li>iii) Cutting collar.</li> <li>iv) Perforated swell plate.</li> <li>v) Spacer disc.</li> <li>vi) Metallic ring made of mild steel.</li> <li>vi) Metal tripod aluminium.</li> <li>viii) Penetration Piston Assembly.</li> <li>ix) Proving ring 10 kN capacity.</li> <li>x) One surcharge weight, 2.5 kg, annular.</li> <li>xi) One surcharge weight, 2.5 kg slotted.</li> </ul>	
40	Amity School of Engineering and Technology (ASET)	BLOCK- E-2, LG05	Material Testing/ Geotechnical Engineering Lab	Unconfined Compressive Strength Test (Motorized, Proving Ring Type)	Heico(HS 22.15)	<p>The unconfined compressive strength test performed as per IS : 2720 (part X). The loading unit is motorised and the gear system provides three different rates of strain 1.25 mm, 1.5 mm and 2.5 mm/min. The unit operates on 220V single phase supply.</p> <ul style="list-style-type: none"> <li>i) Screw jack with frame and dial gauge holder</li> <li>ii) Set of upper and lower platens, 150 mm dia.</li> <li>iii) Cone Seating - 2 Nos.</li> <li>iv) Proving Ring Adapter.</li> </ul>	
41	Amity School of Engineering and Technology (ASET)	BLOCK- E-2, LG05	Material Testing/ Geotechnical Engineering Lab	Direct Shear Apparatus(motorised(motorised))	Heico(HS 24.15)	<p>The unit conforms to IS2720. It has a hand operated horizontal loading system for shearing the specimen. Hangers are provided for creating normal stress. It comprises :-</p> <ul style="list-style-type: none"> <li>i) Shear box assembly, 60 mm square,complete with a U-bracket, guide pins and spacing screws, made of brass.</li> <li>ii) Gripper assembly consisting of two plain grid plates, two perforated grid plates, one base plate and one loading pad, all made of brass.</li> <li>iii) Two porous stones, each 6 mm thick, fitting the shear box</li> <li>iv) Shear box housing of brass, complete with two ball roller strips.</li> <li>v) Loading unit with normal loading of 8 kg/cm2 on 60 mm square specimen.</li> <li>vi) Specimen cutter for a specimen size of 60 mm x 60 mm x 25 mm.</li> <li>vii) Set of weights to give a normal stress upto 3 kg/cm2 through lever, comprising 4 of 0.05 kg/cm2, 1 of 0.1 kg/cm2, 1 of 0.2 kg/cm2, 3 of 0.5 kg/cm2 and 1 of 1 kg/cm2.</li> </ul> <p>is . It is provided with a turret type gear box to get 12 different constant rates of strain i.e 1.25, 0.625, 0.25, 0.125, 0.05, 0.025, 0.01, 0.005, 0.002, 0.001, 0.0004, and 0.0002 mm/min. and arrangements to carry out residual shear strength tests. Suitable for operation with 220V, 50 hz, single-phase supply.</p>	

S.No	Institute	Block Room No	Name of Lab	Name of Instrument	Make/Model	Technical Specifications	Image
42	Amity School of Engineering and Technology (ASET)	BLOCK- E-2, LG05	Material Testing/ Geotechnical Engineering Lab	Load Frame (Motorised) 50 Kn	Heico(HS 26.35)	Multi rate of strain. Designed to accommodate Universal Triaxial Cell for testing soil specimens up to 100 mm in diameter.A turret type motor drive gear unit to give 30 different rates of strain ranging from 6 mm/min down to 0.00048 mm/min. Suitable for operation on 220V, 50 Hz, Single phase supply. a turret type	
43	Amity School of Engineering and Technology (ASET)	BLOCK- E-3, LG14	Material Testing/ Geotechnical Engineering Lab	Ring and Ball Apparatus	AIM 561-1	Ring and Ball Apparatus is compact user friendly and has better aesthetics. It has magnetic stirrer with heating facility and digital display of temperature, the heating can be adjusted through knob.	
44	Amity School of Engineering and Technology (ASET)	BLOCK- E-3, LG14	Material Testing/ Geotechnical Engineering Lab	Standard Test Sieves	Heico(HS 32.45)	300 mm diameter (G.I. Sheet Frames) Aperture Size Aperture Size 53 mm 16.0 mm 45 mm 13.2 mm 37.5 mm 11.2 mm 31.5 mm 9.5 mm 26.5 mm 8.0 mm 22.4 mm 6.7 mm 19.0 mm 5.6 mm 4.75 mm 4.0 mm	



S.No	Institute	Block Room No	Name of Lab	Name of Instrument	Make/Model	Technical Specifications	Image
45	Amity School of Engineering and Technology (ASET)	BLOCK- E-3, LG14	Material Testing/ Geotechnical Engineering Lab	Universal Penetrometer with Automatic Time Controller	Aimil Ltd(AIM 512-1)	used for testing wide variety of materials such as grease, petroleum, bitumen, tar, asphalt, wax polish, food stuffs , rubber, cement , pharmaceutical creams and soils	
46	Amity School of Engineering and Technology (ASET)	BLOCK- E-3, LG18	Metrology Lab	Profile Projector	Engg. Models & Equip., Roorkee	300mm screen 10x, 20x and 25x magnification lens mounted on turret Rotary protractor screen for angular measurement Two one – micron micrometer heads and a quartz halogen profile and surface illumination. Coated optics gives bright, clear and sharp images.) Highly Polished and lapped front-coated mirrors provided distortion – less reproduction.	
47	Amity School of Engineering and Technology (ASET)	BLOCK- E-3, LG18	Refrigeration and Air Conditioning Lab	Surface Plate	Engg. Models & Equip., Roorkee	400X400mm of Granite	
48	Amity School of Engineering and Technology (ASET)	BLOCK- E-3, LG18	Refrigeration and Air Conditioning Lab	Surface Plate	Engg. Models & Equip., Roorkee	600X600mm of Cast Iron	





### Amity School of Engineering and Technology (ASET)

S.No	Institute	Block Room No	Name of Lab	Name of Instrument	Make/Model	Technical Specifications	Image
1	ASET (AITEM)	E BLOCK (AITEM Lab)	Analog & Digital Communications Lab	Cathode Ray Oscilloscope(CRO)	Scientific/SM 203G	Vertical Deflection coefficients : 1 mV to 20 V/div. Time Base: 20 ns -0.2 s/ div; Variable Hold- Off; X10 Magnification Triggering: DC-60 MHz; Active TV Sync Sep.; Alternate triggering	
2	ASET (AITEM)	E BLOCK (AITEM Lab)	Analog & Digital Communications Lab	DSB/SSB AM Receiver Trainer Kit	Scientech/ST 2202	Construction : Superhetrodyne Frequency Range : 980 KHz to 2060 KHz Intermediate Frequency : 455 KHz Input Circuits : 1) RF Amplifier 2) Mixer 3) Local Oscillator 4) Beat Frequency Oscillator 5) IF Amplifier 1 6) IF Amplifier 2 Tuning : With variable capacitor (ganged) Dial marking on board Receiving media : Telescopic antenna / Cable Detectors: 1) Diode detector (for DSB) 2) Product detector (for SSB) Audio Output : Amplifier with speaker	
3	ASET (AITEM)	E BLOCK (AITEM Lab)	Analog & Digital Communications Lab	DSB/SSB AM Transmitter Trainer Kit	Scientech/ST 2201	Audio Oscillator : With adjustable Amplitude & Frequency (300 Hz - 3.4 KHz) Audio Output : Amplifier with speaker Modulators : Balanced Modulator with Band pass Filter (1 MHz) - 2 nos. Balanced Modulator : 1 No. (455 KHz) Ceramic Bandpass Filter : 1 No. (455 KHz) Carrier Frequency : 1 MHz (Oscillator controlled) Transmitter Amplifier Output: (Gain adjustable) DSB (1 MHz), SSB (1.445 MHz) connected to Antenna/cable Switched Faults : 8 nos. Interconnections : 2mm Banana socket Test Points : 27 nos Power Supply : 110-220 V AC $\pm$ 10% 50/60Hz	
4	ASET (AITEM)	E BLOCK (AITEM Lab)	Analog & Digital Communications Lab	Frequency Modulation & Demodulation Trainer	Scientech/ST 2203	Audio Oscillator : With adjustable Amplitude & Frequency (300 Hz - 3.4 KHz) FM Modulator : 1) Reactance Modulator (with carrier Frequency adjustment) 2) Varactor Modulator (with carrier Frequency adjustment) Mixer / Amplifier : (With Gain adjustment) Allows FM input signal to be amplitude modulated by a noise input prior to demodulation. Transmitter Output : 455 KHz Frequency FM Demodulator : 1) Detuned Resonant Detector 2) Quadrature Detector 3) Foster-Seeley Detector 4) Ratio - Detector 5) Phase Locked Loop Detector Low Pass Filter : 3.4 KHz Cut off Frequency Amplifier (with adjustable gain) Interconnections : 4 mm banana sockets Test points : 74 nos (Gold plated) Power Supply : 230 V $\pm$ 10%, 50 / 60 Hz Power Consumption: 3 VA approximately Operating Conditions : 0-40°C, 80% RH	



5	ASET (AITEM)	E BLOCK (AITEM Lab)	Analog & Digital Communications Lab	TDM Pulse Amplitude Modulation/Demodulation Trainer	Scientech/ST 2154	<p>Input Channel : Time Division Multiplexed serial Input  Demodulation : Pulse Code Demodulation  Clock Regeneration : By Phase Locked loop  Operating Speeds : Fast - 320 KHz/Channel,  Slow 1.9 Hz / Channel  Error Detection (Single bit) : Off-Odd- Even parity &amp; Hamming code  Error Correction : Hamming code  Test Points : 50 nos.  Interconnections : 2 mm sockets  Power Supply : 110-220 V <math>\pm</math>10%, 50/60 Hz</p>	
6	ASET (AITEM)	E BLOCK (AITEM Lab)	Industry Supported Telecom Lab	Mobile Net Unit	Ericsson/RBS 2202	<p>Construction : Superhetrodyne  Frequency Range : 980 KHz to 2060 KHz  Intermediate Frequency : 455 KHz  Input Circuits : 1) RF Amplifier  2) Mixer  3) Local Oscillator  4) Beat Frequency Oscillator  5) IF Amplifier 1  6) IF Amplifier 2  Tuning : With variable capacitor (ganged)  Dial marking on board  Receiving media : Telescopic antenna / Cable  Detectors: 1) Diode detector (for DSB)  2) Product detector (for SSB)  Audio Output : Amplifier with speaker  Automatic Gain Control : Switchable  Switched Faults : 8 nos.  Interconnections : 2 mm Banana sockets  Test points : 30 nos.  Power Supply : 110-220 V AC <math>\pm</math>10%, 50/60Hz  Power Consumption : 3 VA approximately  Operating Conditions : 0-40 C, 80% RH</p>	 






7	ASET (AITEM)	E BLOCK (AITEM Lab)	Industry Supported Telecom Lab	Mobile Net Unit	Bharti Airtel, KIND COURTESY/ Delta Power Solutions (I) Pvt. Ltd , Radius Synergy International and Ericsson India	<p>Construction : Superhetrodyne  Frequency Range : 980 KHz to 2060 KHz  Intermediate Frequency : 455 KHz  Input Circuits : 1) RF Amplifier  2) Mixer  3) Local Oscillator  4) Beat Frequency Oscillator  5) IF Amplifier 1  6) IF Amplifier 2  Tuning : With variable capacitor (ganged)  Dial marking on board  Receiving media : Telescopic antenna / Cable  Detectors: 1) Diode detector (for DSB)  2) Product detector (for SSB)  Audio Output : Amplifier with speaker  Automatic Gain Control : Switchable  Switched Faults : 8 nos.  Interconnections : 2 mm Banana sockets  Test points : 30 nos.  Power Supply : 110-220 V AC <math>\pm</math>10%, 50/60Hz  Power Consumption : 3 VA approximately  Operating Conditions : 0-40 C, 80% RH</p>	
8	ASET (AITEM)	E BLOCK (AITEM Lab)	CDMA & GSM LAB	CDMA Kits	Sciencetech/ST 2131	<p>Direct sequence spread-spectrum (DS-SS) modulator  Programmable chip rates up to 10Mchip/s  Spreading codes :  a. Gold sequences (up to 223_1 chips)  b. Maximal length sequences, (max length 223-1 chips)  c. Barker codes (length 11, 13)  Code modulation :  BPSK/QPSK/OQPSK with output spectral shaping  Filter : raised cosine square root filter with 20%, 25%, or 40% rolloff  Internal generation of pseudo-random bit stream and unmodulated carrier for test purposes  Built-in channel impairments generation :  a. Additive white Gaussian noise  b. Frequency offset (Doppler)  Single 5V supply  Connectorized 3" x 3" module for ease of prototyping  Standard 40 pin 2 mm dual row connectors (left, right, bottom)  Interfaces with -5V and 3.3V logic</p>	



9	ASET (AITEM)	E BLOCK (AITEM Lab)	CDMA & GSM LAB	GSM Trainee Kit	Scientech/ST 2133	<p>GSM capability : GSM 900 / 1800/850/1900 E - GSM</p> <p>GSM data services : Asynchronous, Transparent &amp; Non Transparent modes. 14.4 kbits / s</p> <p>SIM Interface : 3 V</p> <p>RF characteristics :</p> <p>Receiver</p> <p>EGSM Sensitivity : &lt; -104 dBm</p> <p>DCS Sensitivity : &lt; -102 dBm</p> <p>Selectivity @ 200 KHz : &gt;+9 dBc</p> <p>Selectivity @ 400 KHz : &gt;+41 dBc</p> <p>Dynamic range : 63 dB</p> <p>Intermodulation : &gt;-43 dBm</p> <p>C-channel rejection : &gt; 9 dBc</p> <p>Transmitter</p> <p>Maximum output power : 33 dBm ± 2 dB (EGSM)</p> <p>Maximum output power : 30 dBm ± 2 dB (DCS)</p> <p>Minimum output power : 5 dBm ± 5 dB (EGSM)</p>	
10	ASET (AITEM)	E BLOCK (AITEM Lab)	Engineering physics lab	Optical Bench		<p>Free Standing Optical Rail</p> <p>Light Weight Aluminium</p> <p>Positioning scale in millimeters</p> <p>Length upto 1/2, 1 &amp; 1½ mtrs.</p>	
11	ASET (AITEM)	E BLOCK (AITEM Lab)	Engineering physics lab	Half Shade Polarimeter	NISCO/SP1	<p>Vernier reading 1/10. Supplied with 200mm Polarimeter tube, a hand magnifier for vernier reading, in a polished storing wooden cabinet.</p>	
12	ASET (AITEM)	E BLOCK (AITEM Lab)	Engineering physics lab	Microwave Test Bench	Microwave Technologies Inc	<p>Used for conducting studies on characteristics of reflex klystron &amp; Gunn Diode; frequency, guide wavelength &amp; free space wave length; Top measure SWR &amp; reflection coefficient. &amp; impedance of a load</p> <p>Also finds application to measure polar pattern &amp; gain of antennas, dielectric constant of Liquid &amp; Solid cells; phase shift &amp; "Q" of a cavity</p> <p>Used To study Magic Tee, E &amp; H Plane Tee, Directional Coupler. Isolators Circulators &amp; Return Loss Measurement.</p>	




**AMITY INSTITUTE OF NUCLEAR SCIENCE & TECHNOLOGY (AINST)**

S.No	Institute	Block Room No	Name of Lab	Name of Instrument	Make/ Model	Technical Specifications	Image
1	AMITY INSTITUTE OF NUCLEAR SCIENCE & TECHNOLOGY (AINST)	J-3 LG-06	M.Tech Lab	Gamma Ray Spectrometer	Nucloenix (GR 612)	<p>Used for analysis of Gamma Radiations Identification of unknown isotopes and their relative abundance, Measures the strength of Radioactivity of sample Useful in radiotracer techniques, Can be used for protein bound iodine studies in medicine using well type scintillation detector etc.</p> <p>Swipe sample counting in Health Physics Labs. LOW VOLTAGE SUPPLY: +15V, -15V, +24V &amp; 5V are generated in LV PCB, to power up all the circuits.</p> <p>HIGH VOLTAGE SUPPLY: (0 to 1500V) @ 1mA HV is adjustable by a ten turn the helipot &amp; dial.</p> <p>LINEAR AMPLIFIER PCB</p> <p>a. Input Polarity : Positive or Negative                      b. Total Gain (Typical) : 600 (Approx.)                      c. Output (Bipolar) : 0V to 8V (usable recommended Linear range)                      d. Max. Output : 12V (Saturation Level)                      e. Shaping : 1μsec</p> <p>SINGLE CHANNEL ANALYSER PCB :</p> <p>a. Input : Unipolar or Bipolar with a +ve leading edge 0 to 10V                      b. Output Pulse Polarity: Positive                      Pulse Amplitude : +5V                      Pulse Width : 0.5 micro sec</p> <p>COUNTER TIMER PCB:</p>	
2	AMITY INSTITUTE OF NUCLEAR SCIENCE & TECHNOLOGY (AINST)	J-3 LG-06	M.Tech Lab	Radiation Counting System	Nucloenix (RC605A)	<p>P.M. Input (From alpha, beta, gamma scintillation detector probe) :</p> <p>(a) Polarity : Negative                      (b) Amplitude : -100 mV (min)</p> <p>G.M. Input (From G.M. Counter) :</p> <p>(a) Polarity : Negative                      (b) Amplitude : -500 mV (min)                      (c) Built-in load resistor : 4.7 or 3.3M Ohms</p> <p>HV Output : HV (0-1500V) @ 1mA continuously variable through front panel keypad in steps of 1 volt, ripple less than 20mV, line &amp; load regulation better than 0.05%.</p> <p>HV indication : On LCD dotmatrix provided.</p> <p>Display : 20 x 2 LCD dotmatrix display has been provided to indicate data counts, Elapsed Time and HV.</p> <p>Counts Capacity : 999999 counts                      Preset time : 1min to 24 hrs (HH : MM) format                      Preset cycles / Iterations : 1 to 10                      Paralysis Time : A choice of three paralysis times 250, 350 and 550 micro sec plus OFF position selected through PROG key.</p>	




S.No	Institute	Block Room No	Name of Lab	Name of Instrument	Make/ Model	Technical Specifications	Image
3	AMITY INSTITUTE OF NUCLEAR SCIENCE & TECHNOLOGY (AINST)	J-3 LG-06	M.Tech Lab	GM Counting system	Nucloenix (GC602A)	<p>G.M. Input (From G.M.Counter)</p> <p>(a) Polarity : Negative</p> <p>(b) Amplitude : 250 mV (min)</p> <p>Resolving Time:-6 micro sec (approx)</p> <p>EHT Output:-Variable EHT using tenturn pot upto a maximum of 1500 volts at 1 mA. Line and load regulation better than 0.05%. Ripple less than 20mV.</p> <p>Display:-20 x 2 LCD dotmatrix display has been provided to indicate data counts, Elapsed Time and EHT.</p> <p>Modes of operation:-Preset count &amp; preset time modes.</p> <p>Counts Capacity:-999999 counts</p> <p>Preset time:-(0-9999) sec.</p> <p>Data Storage:-Upto 1000 readings</p>	
4	AMITY INSTITUTE OF NUCLEAR SCIENCE & TECHNOLOGY (AINST)	J-3 LG-05	Modern Physics Laboratory	e/m set up	SES Instruments(EMX-01)	<p>Helmholtz coils of radii 14 cm</p> <p>Number of turns 160 on each coil</p> <p>Accelerating Voltage 0 – 250V</p> <p>Deflection plates voltage 50V – 250V</p> <p>Operating Voltage 220V AC/ 50Hz</p>	
5	AMITY INSTITUTE OF NUCLEAR SCIENCE & TECHNOLOGY (AINST)	J-3 LG-05	Modern Physics Laboratory	Plank's constant measuring Instrument	SES Instruments(PC-101)	<p>Photo Sensitive Device : Vacuum photo tube.</p> <p>Light source : Halogen tungsten lamp 12V/35W.</p> <p>Colour Filters : 635nm, 570nm, 540nm, 500nm &amp; 460nm.</p> <p>Accelerating Voltage : Regulated Voltage Power Supply</p> <p>Output : <math>\pm 15</math> V continuously variable through multi-turn pot</p> <p>Display : 3 ½ digit 7-segment LED</p> <p>Accuracy : <math>\pm 0.2\%</math></p> <p>Current Detecting Unit : Digital Nanoammeter</p> <p>Power Requirement : 220V <math>\pm 10\%</math>, 50Hz.</p> <p>Optical Bench : The light source can be moved along it to adjust the distance between light source and phototube. Scale length is 400 mm. A drawtube is provided to install colour filters, a focus lense is fixed in the back end.</p>	

Amity Institute of Aerospace Engineering (AIAE)



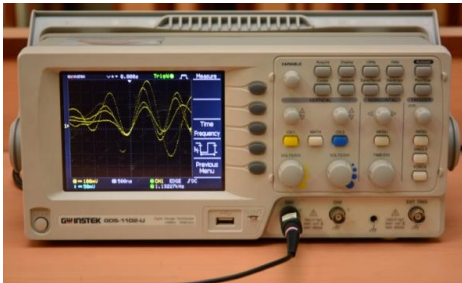
S.No	Institute	Block Room No	Name of Lab	Name of Instrument	Make/Model	Technical Specifications	Image
1	Amity Institute of Aerospace Engineering (AIAE)	BLOCK- E-1, LG-10	Aerospace Lab	Smoke Tunnel	Inhouse design and fabrication with the help of IIT Delhi	Smoke Tunnel Lab Model	
2	Amity Institute of Aerospace Engineering (AIAE)	BLOCK- E-1, LG-10	Aerospace Lab	Wind Tunnel	Inhouse design and fabrication with the help of IIT Delhi	Wind Tunnel Lab Model	



S.No	Institute	Block Room No	Name of Lab	Name of Instrument	Make/Model	Technical Specifications	Image
3	Amity Institute of Aerospace Engineering (AIAE)	BLOCK- E-1, LG-10	Aerospace Lab	Reynolds Apparatus	NA	<p>The setup is self contained water re-circulating unit, provided with a sump tank and a centrifugal pump etc. Flow control valve and by pass valve are fitted in water line. Flow rate of water is measured with the help of measuring cylinder and stop watch. Visual observation of dye(Thread) will indicate the type of flow, which can be confirmed from the Reynold's number computed.</p>	
4	Amity Institute of Aerospace Engineering (AIAE)	BLOCK- E-1, LG-10	Aerospace Lab	Flow Visualization Apparatus	NA	<p>This apparatus could be used to simulate any process satisfying the Laplace equation in two dimensions.</p> <p>The test channel is formed by placing the smooth flat faces of the top and bottom plates closely together. The rubber model is sandwiched between these plates. A rubber seal fixed to the bottom plate prevents leakage from the apparatus. The top glass plate, which is removable, contains a grid to aid analysis of the flow patterns. Water flows along the channel at a sufficiently low Reynolds number for the inertia forces to be negligible. The bottom plate contains four small holes which can each be connected to either a water pressure or suction point and thus act as a source or sink. The streamlines are produced by a regulated flow of dye solution.</p>	
5	Amity Institute of Aerospace Engineering (AIAE)	BLOCK- E-1, LG-10	Aircraft Propulsion Lab	Propeller	NA	Propeller Lab Model	






S.No	Institute	Block Room No	Name of Lab	Name of Instrument	Make/Model	Technical Specifications	Image
5	Amity Institute of Aerospace Engineering (AIAE)	BLOCK- E-1, LG-10	Aircraft Propulsion Lab	Propeller	NA	Propeller Lab Model	
6	Amity Institute of Aerospace Engineering (AIAE)	BLOCK- E-1, LG-10	Aircraft Propulsion Lab	Photo Elastic Bench	Technolab Associates	<p>2 plane polarisation filters as polariser and analyser</p> <p>2 quarter wave filters to generate circular polarised light</p> <p>All filters with 360° angle scale and marking of the main optical axis</p> <p>White light generated using a fluorescent tube and two incandescent lamps</p> <p>Monochromatic light generated using a sodium vapour lamp</p> <p>Filters roller bearing mounted and rotating</p> <p>Frame cross-arms with adjustable- height</p> <p>Generation of compression or tension forces by means of a threaded spindle</p> <p>Complete models in polycarbonate (PC)</p>	
7	Amity Institute of Aerospace Engineering (AIAE)	BLOCK- E-1, LG-10	Aircraft Propulsion Lab	12" Research Polariscope 100 kg cap.	Techno Lab Associates (Model SL-A)	<p>Accessories for Polariscope –</p> <p>Oblique Incidence Attachment</p> <p>Telemicroscope</p> <p>Model Cutter</p> <p>Model Polisher</p>	

**Amity Institute of Space Science & Technology (AISST)**

S.No	Institute	Block Room No	Name of Lab	Name of Instrument	Make/Model	Technical Specifications	Image
1	Amity Institute of Space Science & Technology	BLOCK -A, Room No.- 207	Aerospace Electronics Lab	9in 1 multi test station	Aplab/4049	<p>9 in 1 Instrument - Ideal for Testing and Servicing</p> <p>100MHz High Sensitivity Frequency Counter with 5 Digit Display</p> <p>2MHz Function Generator</p> <p>110MHz RF Generator</p> <p>Dual 0 - 18V / 2A Variable Voltage and Current Power Supply</p> <p>Triple Output Fixed Power Supplies</p> <p>3½ Digit True RMS Multimeter with LED Display</p>	
2	Amity Institute of Space Science & Technology	BLOCK -A, Room No.- 207	Aerospace Electronics Lab	Digital storage oscilloscope	Trinity/TDSO-5025	<p>Display :8X12 divides</p> <p>Waveform Capture Rate : The highest capture rate exceed 1000 times/sec</p> <p>Input Max voltage :400V, Vpp</p> <p>Trigger Types : Edge, Pulse, Video, Slope, Alternative</p> <p>Trigger Modes : Auto, Normal, Single</p> <p>Trigger Source :CH1,CH2,Ext,Ext/5 AC Line</p> <p>Save/Recall :Provide two groups reference waveforms, twenty groups capture waveforms and twenty groups setups internal save/recall function and USB flash drive Save/Recall function</p> <p>Auto Measure Types :Vpp, Vmax, Vmin, Vamp, Vtop, Vbase, Cmean, Mean, Vrms, Crms, ROVShoot, FOVShoot, RPREShoot, FPREShoot, Freq, Period, Rise time, Fall Time, +Width, -Width, +Duty, - Duty, BWid, Phase, FRR, FRF, FFR, FFF, LRR, LRF, LFR, LFF</p> <p>Cursor measure :Manual, Track, Auto</p> <p>Sample Types : Real Time, Equivalent Time</p> <p>Averages :4,16,32,64,128,256</p> <p>Math : +, -, *, Invert FFT Window:</p> <p>Hanning, Hamming, Blackman, Rectangular Sampling Points: 1024 points</p> <p>XY Mode :Phase Error: ±3 degrees Support the sampling rate : 5Ksa/s~1Gsa/s (in a 1-2-5 sequence)</p> <p>Display Model : Main, Window, Window Zoom, Roll, X-Y</p> <p>Menu Display : 2Sec, 5Sec, 10Sec, 20Sec, Infinite</p> <p>Display Language: Simplified Chinese, Traditional Chinese, English, Arabic, French, German, Russian, Spanish, Portuguese, Japanese, Korean, Italian a</p> <p>Power Source Voltage :100-240VAC, 47HZ-440HZ, 50VA Max</p> <p>Connection :USB Host: Support USB flash drive storage USB Device:</p>	
3	Amity Institute of Space Science & Technology	BLOCK -A, Room No.- 207	Aerospace Electronics Lab	Digital storage oscilloscope	GW INSTEK/GDS-1102-U	<p>Two-channel, portable digital oscilloscope for electronics applications such as product design, assembly lines, repair and servicing, and electrical engineering education</p> <p>Maximum real-time sample rate of 1GS/s and record length of 2 Mpts per channel for acquiring detailed waveforms</p> <p>Auto-set function automatically selects the optimum settings for displaying waveforms</p> <p>Add, subtract, multiply, and FFT math functions and 27 measurement parameters for analyzing waveforms</p> <p>5.7" color TFT-LCD for simultaneously viewing up to two live and two stored waveforms</p>	

S.No	Institute	Block Room No	Name of Lab	Name of Instrument	Make/Model	Technical Specifications	Image
4	Amity Institute of Space Science & Technology	BLOCK -A, Room No.- 207	Aerospace Electronics Lab	Function Signal Generator	Trinity/TFG - 4002	<p>Can be used as a receiver for remote monitoring of the transmitted signal quality</p> <p>Supports ATSC, CMMB, DTMB, DVB-T and DVB-T2 waveform measurements</p> <p>Covers VHF (170 to 230 MHz) and UHF (470 to 862 MHz) frequency bands (L-Band or S-Band available on request)</p> <p>Highly informative GUI with extensive transmitted signal quality measurements: Spectrum, MER/SNR, PAR, Constellation, Spectral Regrowth (Shoulders), Group Delay</p> <p>Web and SNMP interfaces provide local/remote monitoring and control</p>	
5	Amity Institute of Space Science & Technology	BLOCK -A, Room No.- 203	Sensor & Instrument Lab / Measurements & Instrumentation Lab	Modular instrumentation trainer.	Anshuman/MIT	<p>Built in power supply</p> <p>DC supply +/- 12V,500mA, Variable 7V to 14V @ 3Amp.</p> <p>For torque measurement experiment.</p> <p>Built in function generator</p> <p>O/p waveform- sine, triangle &amp; square , TTL</p> <p>O/p freq- 1Hz to 200KHz in ranges with amplitude &amp; freq. control pots, o/p voltage 10Vpp. On board measurement :</p> <p>DC volt -2V/20V1no. &amp; LED BAR graph with 10 LED indicator to display 0-2.5V or 0-4V input.</p> <p>Computer interface (Optional)</p> <p>Interfacing through 25 pin parallel port (LPT port). Software for virtual instrumentation with parallel port driver supplied.</p> <p>4 ADC channels : 0 to 2.5V full scale</p> <p>1 DAC channel : O/P 2.5 V full scale</p> <p>V to I Function block : Input : 0-2.5Vdc</p> <p>Output : 0-20 or 4-20mA, upto max. 2Vdc gnd compliance</p> <p>•Operating voltage : 230V +/- 10%,50Hz</p>	

S.No	Institute	Block Room No	Name of Lab	Name of Instrument	Make/Model	Technical Specifications	Image
6	Amity Institute of Space Science & Technology	BLOCK -A, Room No.- 108	RADAR & Satelite Communication Lab	Microwave Antenna training system.	Amitec Electronics Ltd/ATS12	<p>320X240 Pixel TFT Touch screen  Source &amp; Receiver: 8.2 to 12.4 GHz with 1 mW level and 10ppm Accuracy  Sensitivity: -80dBm  Measurement: dBm and 22 other units with 0.1dB Resolution  Display for angular Position and power level;  Stepper controller: 0-359 degrees with 1, 5, 10, 45 degrees, Automatic rotation, with USB Datalogging facility  Memory: 10,000 memories for storing positions and RF levels for quick recall  Microstrip antennas: Monopole, Dipole, Patch, 1X2 Patch Array, 2X2 Patch Array, 4X4 Patch Array  Aperture antennas: Slot WG narrow wall, Slot WG broad wall, Parabolic Dish, Conical Horn, Open waveguide, Pyramidal Horn, E Plane Sectoral Horn, H Plane Sectoral Horn  Antenna: Helix LHCP &amp; RHCP, Dielectric Rod  Multi-hole waveguide directional coupler: 30 dB directivity and 10 dB coupling  Matched waveguide Termination, Waveguide Slotted line, Waveguide SS Tuner.  Software with USB interface with polar plotting software with log, linear cartesian and polar plots, Multiple pattern overlay, Double cursor measurement, Zoom, Colour editing, 1000 location editor, Absolute/Relative,3dB/10dB beam-width measurement.</p>	
7	Amity Institute of Space Science & Technology	BLOCK -A, Room No.- 108	RADAR & Satelite Communication Lab	SATELLITE COMMUNICATION LAB	Amitec Electronics Ltd/STC-10	<p>5.8 GHz  Display: 320X240 Pixel TFT Touch screen, 7 channels in 5.8 Ghz band in uplink, 16X2 LCD,  RF level: +3 dBm, Tele-command &amp; telemetry, Sensitivity -85dBm, Path Loss 20dB, Down-converter: 400-500MHz output, USB port, RSSI Output, Noise addition Variable, Signal delay upto 0.6s, Dish, Fading 20dB Variable, Patch array 2X2, Test Outputs Audio 1, Audio2, Video, Digital  Antennas: LPDA, Helices- LHCP &amp; Helix-RHCP, Circular &amp; Rectangular Patch Array, Parabolic Dishes, 320X240 Pixel TFT Touch screen Stepper controller: 0-359 degrees with 1, 5, 10, 45 degrees, Automatic rotation  4 Ghz Noise source, 500MHz Noise Signal analyzer for Noise Figure measurement sensitivity: -90dBm with 100KHz resolution, 6 Ghz Interference generator.</p>	

S.No	Institute	Block Room No	Name of Lab	Name of Instrument	Make/Model	Technical Specifications	Image
8	Amity Institute of Space Science & Technology	BLOCK -A, Room No.- 108	RADAR & Satelite Communication Lab	Spectrum analyzer.	Trinity/SA-5010	<p>Frequency range:0.15~1050MHz  Center frequency display accuracy : <math>\pm 100\text{kHz}</math>  Marker accuracy :0.1%span+100kHz  Resolution of frequency display :100kHz(4.5digit LED)  Frequency scanwidth accuracy:<math>\pm 10\%</math>  Frequency stability:better than 150kHz/hour  IF bandwidth(-3dB):400kHz and 20kHz  Video-filter(ON):4kHz  Sweep rate:43Hz  Amplitude range:-100dBm to +13dBm  Screen display range:80 dB(10dB/div.)  Reference level :-27dBm to +13dBm(in 10dB steps)  Reference level accuracy:<math>\pm 2\text{dB}</math>  Average noise level:-90dBm(20kHz bandwidth)  Distortion:<math>&lt; -55\text{dBc}</math> of 2nd and 3rd harmonic  Third order intermod:-70dBc(two signal&gt;3MHz apart)  Sensitivity:<math>&lt; 5\text{dB}</math> above average noise level  Log scale fidelity:<math>\pm 2\text{dB}</math>(without attn.)500MHz  Input attenuator:0 to 40dB(4<math>\times</math>10dB steps)  Input attenuator accuracy:<math>\pm 1\text{dB}/10\text{dB}</math>  Max.input level:+10dBm,<math>\pm 25\text{V DC}</math>(0dB attn.)+20dBm(40dB attn.)  Frequency scanwidth:100kHz/div.to 100MHz/div.,in 1-2-5 steps and 0Hz/div.(Zero Scan)</p>	
9	Amity Institute of Space Science & Technology	BLOCK -A, Room No.- 108	RADAR & Satelite Communication Lab	Direct Reading Frequency Meter	Microwave Technologies Inc	<p>Used for conducting studies on characteristics of reflex klystron &amp; Gunn Diode;frequency, guide wavelength &amp; free space wave length;Top measure SWR &amp; reflection coefficient. &amp; impedance of a load  Also finds application to measure polar pattern &amp; gain of antennas,dielectric constant of Liquid &amp; Solid cells;phase shift &amp; "Q" of a cavity  Used To study Magic Tee. E &amp; H Plane Tee, Directional Coupler. Isolators Circulators &amp; Return Loss Measurement.</p>	