

**AMITY INTERNATIONAL SCHOOL,
VASUNDHARA SEC-1
SUMMER HOLIDAY HOMEWORK- CLASS I**

Dear Children,

Summer Vacations are synonymous with fun, frolic, getting up late in the morning, playing for longer hours with friends, going for picnics, exploring new places and watching fun filled shows on television. But dear children, there is a lot more you can do to make your vacations more interesting, meaning full and full of fun; along with doing all your heart desires. Here is a “Summer vacation Activity Treasure Box” just for you. It will surely mould you for a better and successful forthcoming year. So get ready for your treasure hunt.

Few guidelines for your parents to make your long summer break fruitful.

1. “Knowledge is Power”. Therefore encourage your child to cultivate the reading habit because it not only enhances the knowledge acquired but also develops the vocabulary, language skills and improves spellings. And also read to your child because it builds reading skills and increases his/her attention span.
2. “A healthy mind lives in a healthy body”. Encourage your child to go out and play because sports instill discipline, generate sporting spirits, channelize energies constructively.
3. Communication skills play a pivotal role in grooming the overall personality of the children. Converse with your child preferably in English to help him / her get comfortable with the language. Encourage your child to read children’s magazines like Magic Pot, Chandamama, Dimdima etc.
4. Spend quality time with your child engaging him / her in activities based on enhancing his / her powers of observation and imagination.
5. Encourage your child to play board games e.g. Chess, Ludo, Carrom etc.
6. Sensitize your child about the rich culture and heritage by watching different informative channels like ‘The National Geographic’, Animal Planet etc.
7. Encourage your child to do the activities himself / herself and appoint a specific time to do homework everyday.

HAVE A FUN FILLED VACATION!

- English**
- 1) Read any two stories. Write five sentences about the story in your own words and draw your favourite character on the (A4 Size Sheet) from the story.
 - 2) Learn ten new words and make a “VOCAB HANGING”

Word – 1	—	Opposite	—	Rhyming Word
Word – 2	—		—	
Word – 3	—		—	
Word – 4	—		—	
Word – 5	—		—	
Word – 6	—		—	
Word – 7	—		—	
Word – 8	—		—	
Word – 9	—		—	
Word – 10	—		—	

- 3) Make 10-15 sentences using This / That or He / She or is / are / am. Write one sentence on one page and use appropriate picture thereby creating a booklet of 10-15 page for the same.

- E.V.S.**
- 1) Make a scrap book on the following : (Use the scrapbook which you have at home).
Wild / Domestic Animals – Paste pictures and write about them.
 - 2) Environment Day is on 5th June so make a poster on A4 size sheet to save environment.
 - 3) Draw a posture of your family on an (A4 Size sheet) and decorate it with proper borders colours etc.

Maths For Mathamity prepare the Model on –

- 1) Abacus – Use Clay, Matchbox, broom sticks (thick) and Macroni
OR
 - 2) Combination of ten- use cardboard, chartpaper, matchsticks or toothpicks or red kidney beans. /Shapes – Using any four basic shapes(Square, Triangle, Rectangle, Circle) make a clown or scenery.
OR
 - 3) Clock- Make a model of a clock. / Board Game on Numbers and Addition- Use chart paper and cardboard.
- 2) Make a Necklace using cardboard and string to show skip counting of 3 & 5.
 - 3) Make a calendar of your birthday month in an A4 Size Sheet and highlight your birth date / make a cutout of number matching your age for Example 6 and

decorate the same with the picture of your favourite things, for example Cartoon, Chocolate etc.

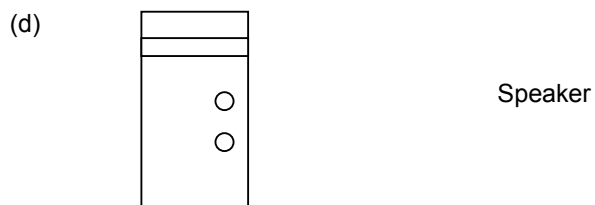
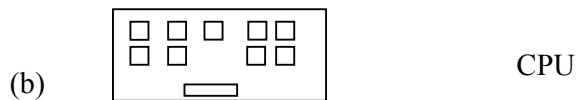
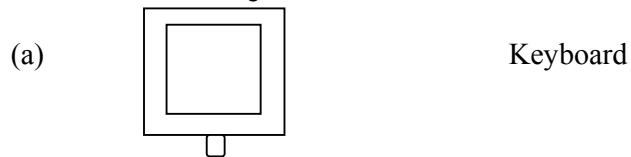
हिन्दी

- अ व आ मात्रा शब्दों के चित्रों का कोलॉज बनाएँ।
- वर्णमाला के पाँच पृष्ठ लिखें। (सुलेख)
- कोई एक कविता हाव भाव के साथ याद कीजिए।

Computer Holiday Homework

Name _____

Q1. Match the following:



Q2. Tick the correct answer:-

a) What is a Computer?

i) An animal (ii) A toy (iii) A machine

b) A machine can do work _____

(i) Fast (ii) Slow

c) Monitor looks like a _____

(i) T.V

(ii) An elephant

Q3. Name any two places where you Computer is used